PlayStation®

NTSC | U/C

P.K.'s Place™ 3—Carlos at the Races!®

Lightspan Adventures

Check your oil! Check your tires! Ride along with Carlos as he plays game show contestant with P.K. By solving mathematics and probability problems, your child will help Carlos win the race and put his picture on this month's cover of *P.K.'s Planet Magazine.*

LEARNING OBJECTIVES

- Calculate mean, mode, range, and median
- Determine probability
- Identify certain, impossible, likely, equally likely, more likely, or less likely events
- Understand and use numbers written in a variety of forms
- Order whole numbers
- Identify possible combinations

Getting Started

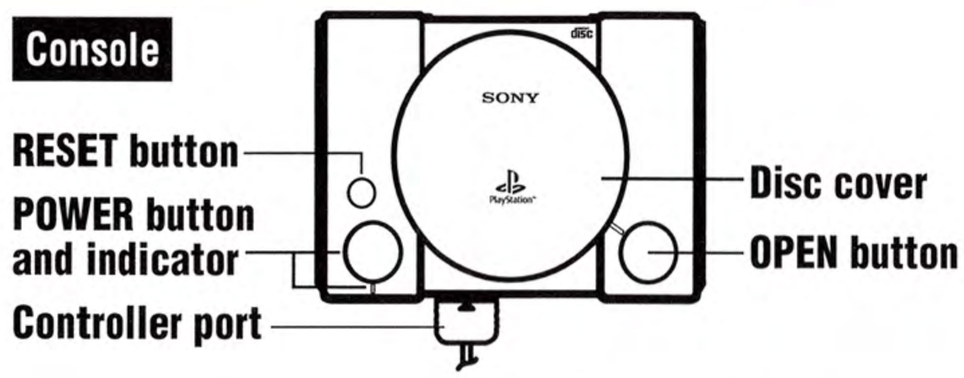

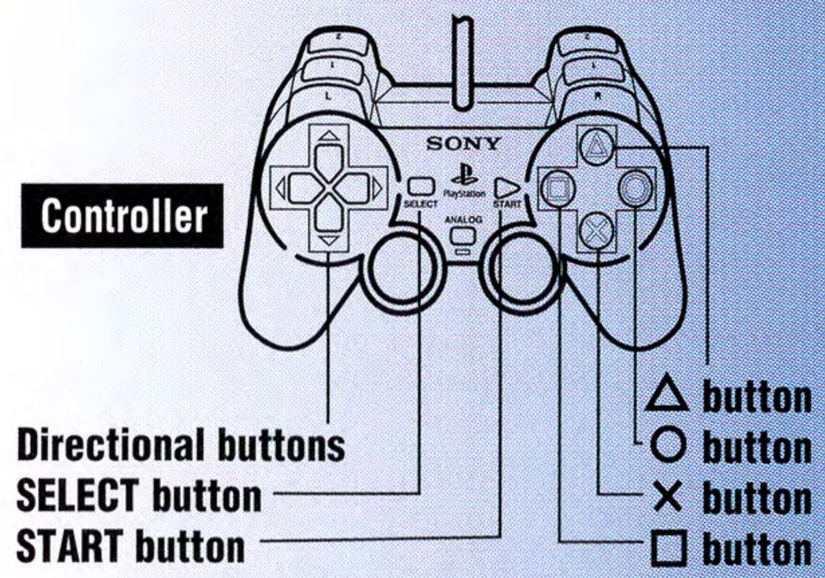

Set up your PlayStation® game console according to the instructions in its Instruction Manual. Make sure the power is off before inserting or removing a disc. Insert the disc and close the disc door. Insert the game controller(s) and turn on the PlayStation game console. Follow the on-screen instructions to start the adventure.

- Use the **arrows** on the game controller to move the pointer.
- Use the **X button** on the game controller for clicking.
- At the opening screen, click the **speaker** to turn the music on or off.
- Click the **microphone** to see the introductory story.

- Click the picture of the **game controller** for help on how to use it.
- Click **Play;** then, click **New** to start a new game or enter a password and click **OK** to resume a previously played game.
- In P.K.'s room, click the **curtain** to see the game choices; then, click a game and level to begin.
- Click ***P.K.'s Planet Magazine*** to see how many prizes have been won.
- Click the **globe** to return to the opening screen.
- To exit a screen, click the **square button** on the game controller and then click again.

P.K.'s Place 3—Carlos at the Races!

P.K. is giving Carlos an opportunity to put himself in the winner's circle and appear on the cover of *P.K.'s Planet Magazine.* By playing the games, your child can help Carlos speed around the track and win the race. Along the way, he or she will learn valuable mathematics skills while exploring the sights and sounds of the world of car racing! Have your child choose a level and click either **E-Racer, Diamond Dragway,** or **P.K.'s Pit Stop.**



E-Racer

In this activity your child will order numbers written in a variety of forms to lay down a racetrack. After successfully completing all three levels, he or she will be rewarded by a high-speed spin around the track. Have your child:

- click **Idle** to practice
- click **Fast** or **Turbo** speed to play
- use the left- and right-arrow buttons to move the equations into the correct sequence and use the down-arrow button to drop the track pieces into place (The numbers should increase in value from left to right.)
- press the **circle button** to remove falling game pieces

Press the **square button** and then the **X button** to exit the activity and begin a new one.

Diamond Dragway

In this activity your child will learn about probability. He or she will identify certain events as impossible, likely, equally likely, more likely, or less likely. After successfully completing all three levels, your child will race closer to victory! Have your child:

- read the probability question on the bottom of the screen
- click the **circlular spinner** with the correct answer to the question
- click the **wooden boxes** to earn bonus points after clicking a correct spinner

Press the **square button** and then the **X button** to exit the activity and begin a new one.

As your child is playing Diamond Dragway, ask why he or she thinks that an event could happen or why he or she thinks that an event is impossible.

P.K.'s Pit Stop

In this activity your child will calculate averages, identify possible combinations, and determine the probability of various outcomes. After successfully completing all three levels, your child will be rewarded with more tire-squealing laps around the racetrack. Have your child:

- read the problem
- click the **speaker** to hear the problem read aloud
- click **Yes** or **No** to choose the correct answer to the problem

Press the **square button** and then the **X button** to exit the activity and begin a new one.

Extending the Learning Experience
Family Activities

A Penny for Your Thoughts

Find four pennies and take turns with your child tossing the pennies on the floor. How many come up heads? What is the probability that one coin will come up heads? What is the probability that all will come up heads? Encourage your child to draw diagrams of all combinations to figure out the answer.

What's Your Prediction?

With your child, talk about things that you can predict and things that occur by chance. Can you predict if it will rain tomorrow or if birds will sing outside your window in the morning? Can you predict you will drop something in the kitchen accidentally or if someone will call you on the telephone? Why or why not?

Check under the Hood

P.K.'s Place—Carlos at the Races! has a Pit Stop game that involves car parts and engines. Look under the hood of a car with your child. Talk about where you put in water, oil, brake fluid, and so on. Explain as much as you know about how the engine works.

WARNING: READ BEFORE USING THE PLAYSTATION® GAME CONSOLE.

A very small percentage of individuals may experience epileptic seizures when exposed to certain light patterns or flashing lights. Exposure to certain patterns or backgrounds on a television screen or while playing video games, including games played on the PlayStation game console, may induce an epileptic seizure in these individuals. Certain conditions may induce previously undetected epileptic symptoms even in persons who have no history of prior seizures or epilepsy. If you, or anyone in your family, has an epileptic condition, consult your physician prior to playing. If you experience any of the following symptoms while playing a video game—dizziness, altered vision, eye or muscle twitches, loss of awareness, disorientation, any involuntary movement, or convulsions—IMMEDIATELY discontinue use and consult your physician before resuming play.

WARNING TO OWNERS OF PROJECTION TELEVISIONS:

Do not connect your PlayStation game console to a projection TV without first consulting the user manual for your projection TV, unless it is of the LCD type. Otherwise, it may permanently damage your TV screen.

USE OF UNOFFICIAL PRODUCTS:

The use of unofficial products and peripherals may damage your PlayStation game console and invalidate your console warranty.

HANDLING THE PLAYSTATION DISC:

- This compact disc is intended for use only with the PlayStation game console.
- Do not bend it, crush it, or submerge it in liquids.
- Do not leave it in direct sunlight or near a radiator or other source of heat.
- Be sure to take an occasional rest break during extended play.
- Keep this compact disc clean. Always hold the disc by the edges and keep it in its protective case when not in use. Clean the disc with a lint-free, soft, dry cloth, wiping in straight lines from center to outer edge. Never use solvents or abrasive cleaners.

Licensed by Sony Computer Entertainment America for use with the PlayStation game console. PlayStation and the PlayStation logos are registered trademarks of Sony Computer Entertainment Inc. Manufactured and printed in U.S.A. THIS SOFTWARE IS COMPATIBLE WITH PLAYSTATION GAME CONSOLES WITH THE NTSC U/C DESIGNATION. © Copyright 2000 Lightspan, Inc. All rights reserved. Lightspan Adventures is a trademark of Lightspan, Inc. Printed in the U.S.A.

A Product of Lightspan, Inc.
CD #905369