PlayStation®

NTSC | U/C

Math on the Move!® 2— Multiplication/Division: Intermediate

Lightspan Adventures

MATH ON THE Move!™

This adventure uses video, music, and animation that will motivate your child to practice and learn mathematics strategies for multiplication and division.

LEARNING OBJECTIVES

- Multiply a number by 2
- Divide a number by breaking it up
- Use mental mathematics to solve multiplication and division problems

Getting Started

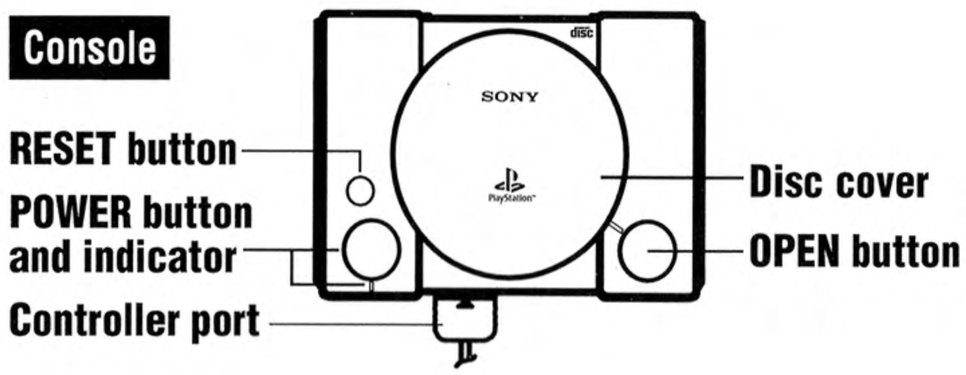

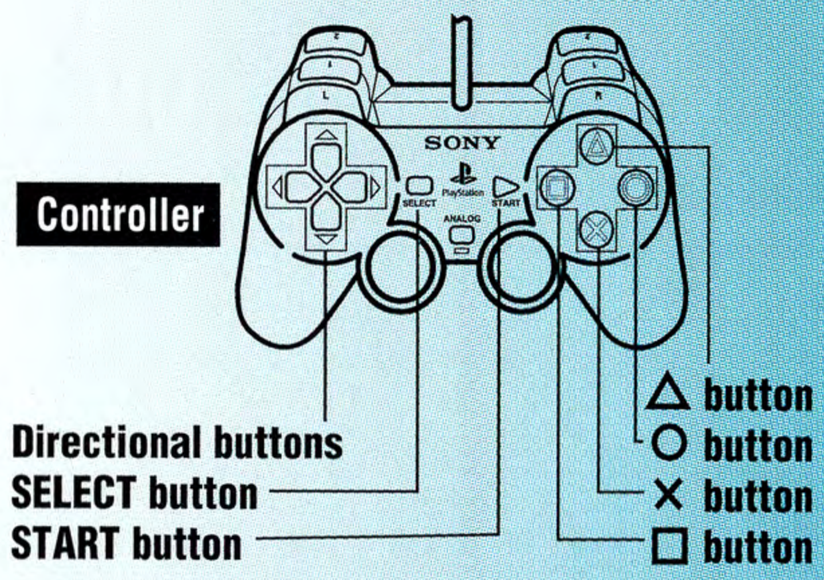

Set up your PlayStation® game console according to the instructions in its Instruction Manual. Make sure the power is off before inserting or removing a disc. Insert the disc and close the disc door. Insert the game controller(s) and turn on the PlayStation game console. Follow the on-screen instructions to start the adventure.

- Use the **arrows** on the game controller to move the pointer.
- Use the **X button** on the game controller for clicking.
- See a funny video by clicking the **musical notes** in the upper-right corner of the screen.
- Choose the mathematics subject your child wants to explore—"Doubles and Doubling" or "Breaking Up the Dividend." There are two options for each subject—a video lesson and a corresponding practice section.



- Click **Lesson** to learn about the chosen subject.
- Click **Practice** after your child has viewed a lesson.
- When viewing a lesson or practicing, click the screen to display the video controls. Use the **forward** arrows to skip ahead or use the **rewind** arrows to go back. If your child wants more time to think about a problem, click **pause.** Then, click the **play arrow** to continue.
- Click the **square** in the center of the video controls to stop the game and return to the opening screen.
- Click outside the video control bar to hide it.

"Doubles and Doubling"

Multiplication is fun when your child can double a number by doubling the parts and adding. Have your child:

- click "Doubles and Doubling" **Lesson**
- click "Doubles and Doubling" **Practice** after he or she understands the strategy

Have your child double the miles it takes to go one way to figure out the total distance for a round trip. For example, if a one-way trip to the zoo is 43 miles, then the round-trip miles to and from the zoo will be 40 x 2 plus 3 x 2

40 x 2 = 80
3 x 2 = 6
80 + 6 = 86 miles round trip

"Breaking Up the Dividend"

Mastering the "Breaking Up the Dividend" strategy helps with division. Your child will learn to expand the dividend and divide its parts by the divisor. Have your child:

- click "Breaking Up the Dividend" **Lesson**
- click "Breaking Up the Dividend" **Practice** after he or she understands the strategy

Have your child practice breaking up numbers by identifying all the factors of a number. Make a list of those factors. Is one of the factors the divisor? For example, one set of factors for 84 is 4 x 21, or (2 x 2) x (3 x 7) because 2 x 2 = 4 and 3 x 7 = 21.

Extending the Learning Experience
Family Activities

Expanding the Story

Have your child write a multiplication story following these rules: End the story with a question and answer the question by multiplying. For example, Tom and Sam each had 5 cats. They visited Tina and Susie who each had 10 fish. They made a chart for their school report to show the total number of pets the 4 friends had. What was the number?

Place-Setting Multiplication

Ask your child to set the dining table before dinner. If each place setting needs 3 utensils, have your child multiply the number of place settings by 3 to determine the total number of utensils he or she will need.

Multiplication Walk

Take a "Multiplication Walk" around your neighborhood. Every step your child takes measures about 2 feet. To measure the width of the road, count the number of steps it takes your child to cross it and multiply by 2. What is the length of a parked car? Make a chart recording the distances and arrange them from shortest to longest. For added difficulty, repeat the walk using your steps. Every 2 steps you take measures about 5 feet. Compare and discuss with your child the results of the 2 walks.

WARNING: READ BEFORE USING THE PLAYSTATION® GAME CONSOLE.

A very small percentage of individuals may experience epileptic seizures when exposed to certain light patterns or flashing lights. Exposure to certain patterns or backgrounds on a television screen or while playing video games, including games played on the PlayStation game console, may induce an epileptic seizure in these individuals. Certain conditions may induce previously undetected epileptic symptoms even in persons who have no history of prior seizures or epilepsy. If you, or anyone in your family, has an epileptic condition, consult your physician prior to playing. If you experience any of the following symptoms while playing a video game—dizziness, altered vision, eye or muscle twitches, loss of awareness, disorientation, any involuntary movement, or convulsions—IMMEDIATELY discontinue use and consult your physician before resuming play.

WARNING TO OWNERS OF PROJECTION TELEVISIONS:

Do not connect your PlayStation game console to a projection TV without first consulting the user manual for your projection TV, unless it is of the LCD type. Otherwise, it may permanently damage your TV screen.

USE OF UNOFFICIAL PRODUCTS:

The use of unofficial products and peripherals may damage your PlayStation game console and invalidate your console warranty.

HANDLING THE PLAYSTATION DISC:

- This compact disc is intended for use only with the PlayStation game console.
- Do not bend it, crush it, or submerge it in liquids.
- Do not leave it in direct sunlight or near a radiator or other source of heat.
- Be sure to take an occasional rest break during extended play.
- Keep this compact disc clean. Always hold the disc by the edges and keep it in its protective case when not in use. Clean the disc with a lint-free, soft, dry cloth, wiping in straight lines from center to outer edge. Never use solvents or abrasive cleaners.

Licensed by Sony Computer Entertainment America for use with the PlayStation game console. PlayStation and the PlayStation logos are registered trademarks of Sony Computer Entertainment Inc. Manufactured and printed in U.S.A. THIS SOFTWARE IS COMPATIBLE WITH PLAYSTATION GAME CONSOLES WITH THE NTSC U/C DESIGNATION. © Copyright 2000 Lightspan, Inc. All rights reserved. Lightspan Adventures is a trademark of Lightspan, Inc. Printed in the U.S.A.

A Product of Lightspan, Inc.
CD # 905406