PlayStation®

NTSC | U/C

Cosmic Quest™ 1–City Sights

Lightspan Adventures

A city full of new vocabulary awaits your child in this Lightspan Adventure featuring the lovable Mars Moose® and his new friends, the Adams Street Rangers.

LEARNING OBJECTIVES

- Understand prepositions such as left, between, and over
- Recognize sentence structure
- Understand vocabulary words related to recycling, restaurants, and pets
- Identify objects by using visual clues

Getting Started

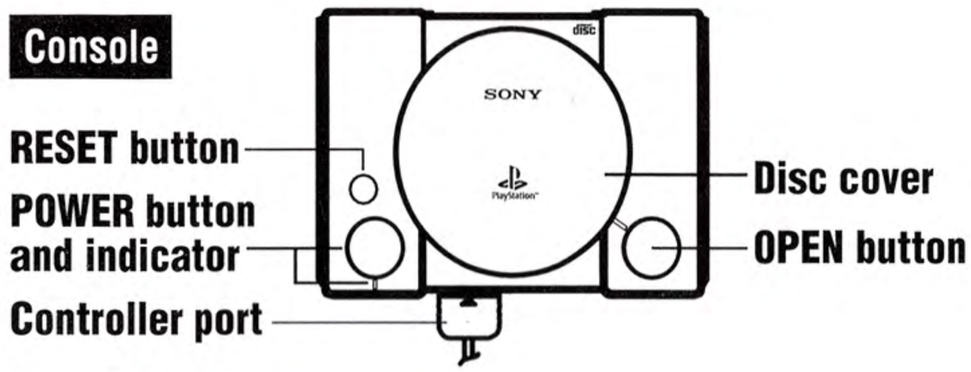

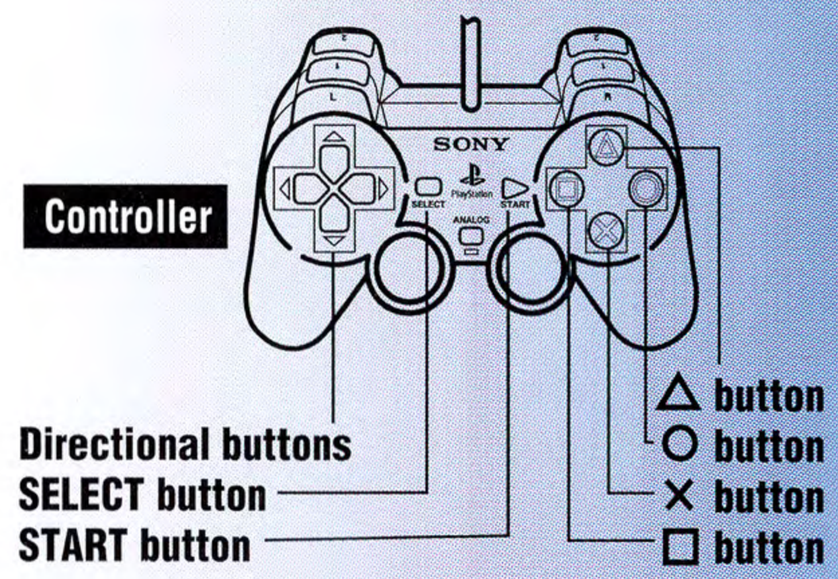

Set up your PlayStation® game console according to the instructions in its Instruction Manual. Make sure the power is off before inserting or removing a disc. Insert the disc and close the disc door. Insert the game controller(s) and turn on the PlayStation game console. Follow the on-screen instructions to start the adventure.



- Use the **arrows** on the game controller to move the pointer.
- Use the **X button** on the game controller for clicking.
- At the opening screen, click the **musical note** to see Mars' theme song music video.
- To begin the adventure, click **Cosmic Quest.** Notice that the pointer sometimes turns into Mars' blue hand. When this happens, click to begin an activity, perform a task, or see a surprise animation.
- To skip the introductory story, click once.
- To exit an activity and enter a new one, click the **Marsmatron**™ in the bottom-right corner of the screen; or, move the pointer to the top-left or top-right corner until it turns into a curved arrow, and then click.
  –The Marsmatron will take you to the opening screen if you click the **picture** in the upper-right corner.
  –The Marsmatron allows you to move directly to a location. Click a **window** on the left side to go to that location.
  –Click anywhere outside the Marsmatron screen to return to the activity.

Cosmic Quest 1—City Sights

Cosmic Quest 1—City Sights begins in the park when Cosmo chases a cat up a tree. To get Cosmo down, earn 14 doggie treats by helping the shopkeepers in the city. Then, return to the city park to view the end of the story.

- Steer Mars and Starboard through the city using the arrows on the game controller. Look for the signs of the three shops where the activities take place: "Patty's Pet Store," "Puccini's Pizzeria," and "Robin's Recycling Center."
- Click the **X** at any time to set Starboard's cruising speed while flying through the city streets; choose between **Fast, Really Fast,** and **Supersonic** speeds; then click **Go.**

"Patty's Pet Store"

The task here is to help Patty move various animals around her store. While doing this, your child will be introduced to new vocabulary words. The key is to listen to Patty's directions and read them on the screen. In each sentence, prepositions are highlighted in a different color. Have your child:

- click an animal once to pick it up; Mars' blue hand will appear if the pointer is right above something that may be picked up
- move the animal to the location that Patty requests
- click to drop the animal in place
- click the **door** to exit the Pet Store when he or she is done helping Patty

"Puccini's Pizzeria"

In Puccini's Pizzeria, the task is to help Puccini tidy up the Pizzeria. While doing this, your child will be introduced to new vocabulary words. Have your child pick up and drop objects in the same way as he or she did in "Patty's Pet Store."

Encourage your child to apply his or her understanding of prepositions by altering the game. Have your child direct you to move an object within the Pizzeria. As you follow his or her directions, have your child verify that you have moved it to the intended location.

"Robin's Recycling Center"

In Robin's Recycling Center, your child continues to practice prepositions and develop vocabulary by helping Robin move various recycled items to their correct locations. Have your child pick up and drop objects in the same way as he or she did in "Patty's Pet Store" and "Puccini's Pizzeria."

Extending the Learning Experience
Family Activities

The Breakfast Robot

Have your child give you detailed directions on how to prepare a bowl of cereal or make toast. As the breakfast robot, do everything exactly as he or she directs. Afterward, go over the directions and ask your child for ideas on how to improve them. Follow the new directions.

Family Recycling

Set aside two containers for recycling. For a month, let your child be in charge of rinsing and sorting materials that can be recycled.

WARNING: READ BEFORE USING THE PLAYSTATION® GAME CONSOLE.

A very small percentage of individuals may experience epileptic seizures when exposed to certain light patterns or flashing lights. Exposure to certain patterns or backgrounds on a television screen or while playing video games, including games played on the PlayStation game console, may induce an epileptic seizure in these individuals. Certain conditions may induce previously undetected epileptic symptoms even in persons who have no history of prior seizures or epilepsy. If you, or anyone in your family, has an epileptic condition, consult your physician prior to playing. If you experience any of the following symptoms while playing a video game—dizziness, altered vision, eye or muscle twitches, loss of awareness, disorientation, any involuntary movement, or convulsions—IMMEDIATELY discontinue use and consult your physician before resuming play.

WARNING TO OWNERS OF PROJECTION TELEVISIONS:

Do not connect your PlayStation game console to a projection TV without first consulting the user manual for your projection TV, unless it is of the LCD type. Otherwise, it may permanently damage your TV screen.

USE OF UNOFFICIAL PRODUCTS:

The use of unofficial products and peripherals may damage your PlayStation game console and invalidate your console warranty.

HANDLING THE PLAYSTATION DISC:

- This compact disc is intended for use only with the PlayStation game console.
- Do not bend it, crush it, or submerge it in liquids.
- Do not leave it in direct sunlight or near a radiator or other source of heat.
- Be sure to take an occasional rest break during extended play.
- Keep this compact disc clean. Always hold the disc by the edges and keep it in its protective case when not in use. Clean the disc with a lint-free, soft, dry cloth, wiping in straight lines from center to outer edge. Never use solvents or abrasive cleaners.

® Licensed by Sony Computer Entertainment America for use with the PlayStation game console. PlayStation and the PlayStation logos are registered trademarks of Sony Computer Entertainment Inc. Manufactured and printed in U.S.A. THIS SOFTWARE IS COMPATIBLE WITH PLAYSTATION GAME CONSOLES WITH THE NTSC U/C DESIGNATION. © Copyright 2000 Lightspan, Inc. All rights reserved. Lightspan Adventures is a trademark of Lightspan, Inc. Printed in the U.S.A.

A Product of Lightspan, Inc.
CD #903013