NTSC | U/C

Liquid Books® 4
The Adventures of Adelita and Bo™

Lightspan Adventures



In this adventure your child will hear three captivating storytellers relate stories about an adventurous girl named Adelita and her pet bear, Bo. These exciting tales will help your child develop listening skills while introducing him or her to elements of drama and storytelling.

LEARNING OBJECTIVES

- Develop listening skills
- Learn to compare and contrast versions of a story
- Recognize elements of tall tales such as exaggeration
- Recognize elements of storytelling, such as expression

Getting Started

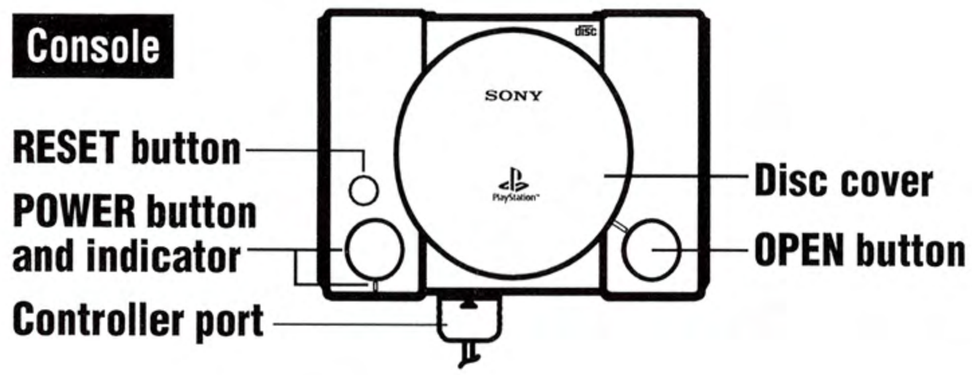

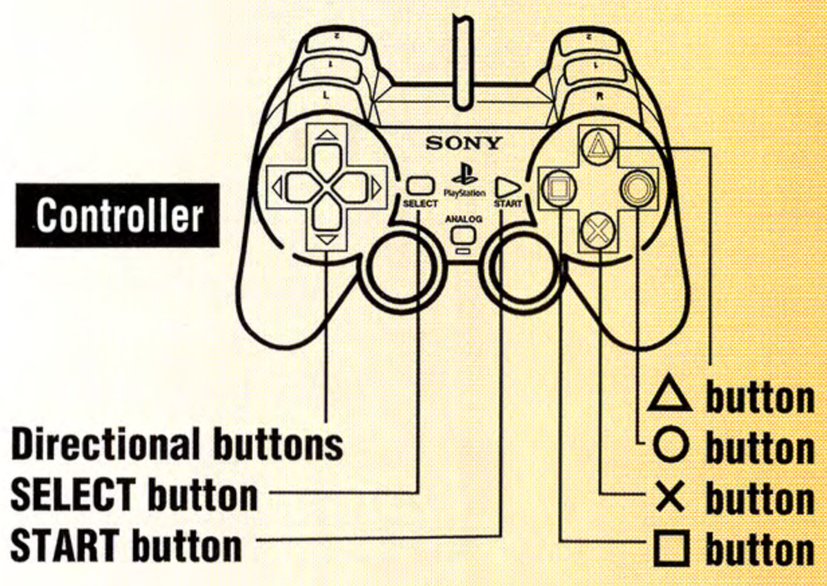

Set up your PlayStation® game console according to the instructions in its Instruction Manual. Make sure the power is off before inserting or removing a disc. Insert the disc and close the disc door. Insert the game controller(s) and turn on the PlayStation game console. Follow the on-screen instructions to start the adventure.

- Use the **arrows** on the game controller to move the pointer.
- Use the **X button** on the game controller for clicking.
- To begin the adventure, click ***The Adventures of Adelita and Bo.***
- To skip the introduction, click once.
- Click one of the storytellers to hear a story.



- To exit the storyteller selection screen, click the **small book** at the bottom-right corner of the screen or move the pointer to the top-left or top-right corner until it turns into an arrow, and then click.
  - –To return to the storyteller selection screen, click the **window** in the upper-left corner.
  - –To return to the opening screen, click the **picture** in the upper-right corner.
  - –To turn the music on or off, click **On** or **Off** below the picture of the speaker.
  - –Click anywhere outside the window to return to the adventure.

Liquid Books 4—
The Adventures of Adelita and Bo

Three storytellers—Alyce, Harlynne, and Michael—each take a turn telling his or her own version of the adventures of Adelita and Bo. (The pictures above each storyteller on the selection screen indicate how much exaggeration his or her story involves. The taller Adelita is in the picture, the taller and more exaggerated the tale.) Have your child:

- click **Alyce, Harlynne,** or **Michael** to hear a story
- click **Stop** in the lower-left portion of the screen to leave a story at any time
- click **Pause** in the lower-left portion of the screen to temporarily pause a story
- click **Play** in the lower-left portion of the screen to resume a story that has been paused

Encourage your child to pause a story at any time to discuss with you what is happening in the story and where exaggeration may have entered into the tale.



Alyce

In Alyce's tale, Adelita and Bo start their adventure in Baja, California, where Adelita swims with a dolphin. Then, they take a stagecoach to Idaho to eat potatoes, and finally, the two catch a train to Vermont where they rest in a pile of leaves.

Harlynne

Harlynne's tale begins in a swamp in Florida where Adelita wrestles an alligator. Next, Adelita and Bo take a mud bath in Michigan and make a mattress out of cotton picked in a field in Tennessee.

Pause the story to look at a map of North America and help your child find the various states that Adelita and Bo are visiting.

Michael

Michael's tale begins with Adelita and Bo having a snowball fight and sledding in Canada. Then, they create farmland from North Dakota to Kansas, make apple juice in Washington, and use lava from the center of the earth to heat a cup of hot cocoa.

Discuss with your child which story he or she liked best and why.

Extending the Learning Experience
Family Activities

More Tall Tales

With your child, check out some library books with tall tales. Encourage your child to explore the books by him- or herself and to select one of the tall tales to read aloud with you for a bedtime story.

Traveling aross the States

Adelita and Bo have adventures that cover many states. Discuss with your child the various states that you have visited or would like to visit together and what features you might see (for example, the Grand Canyon or the Rocky Mountains) that could inspire tall tales.

Understanding Exaggeration

With your child, look up "exaggerate" in the dictionary. Ask your child to recall a time when someone exaggerated an incident or event. Discuss the difference between exaggeration and lying.

Bear Stories

Adelita's friend and companion, Bo, is a bear. With your child, talk about bears that you have seen in real life, in movies, or on television. Ask your child to relate how bears are depicted in the stories that he or she knows. Together, check out a library book about bears and read it aloud to one another.

Best Buddies

Adelita's best friend is her bear buddy, Bo. Discuss with your child what qualities make someone a good friend.

WARNING: READ BEFORE USING THE PLAYSTATION® GAME CONSOLE.

A very small percentage of individuals may experience epileptic seizures when exposed to certain light patterns or flashing lights. Exposure to certain patterns or backgrounds on a television screen or while playing video games, including games played on the PlayStation game console, may induce an epileptic seizure in these individuals. Certain conditions may induce previously undetected epileptic symptoms even in persons who have no history of prior seizures or epilepsy. If you, or anyone in your family, has an epileptic condition, consult your physician prior to playing. If you experience any of the following symptoms while playing a video game—dizziness, altered vision, eye or muscle twitches, loss of awareness, disorientation, any involuntary movement, or convulsions—IMMEDIATELY discontinue use and consult your physician before resuming play.

WARNING TO OWNERS OF PROJECTION TELEVISIONS:

Do not connect your PlayStation game console to a projection TV without first consulting the user manual for your projection TV, unless it is of the LCD type. Otherwise, it may permanently damage your TV screen.

USE OF UNOFFICIAL PRODUCTS:

The use of unofficial products and peripherals may damage your PlayStation game console and invalidate your console warranty.

HANDLING THE PLAYSTATION DISC:

- This compact disc is intended for use only with the PlayStation game console.
- Do not bend it, crush it, or submerge it in liquids.
- Do not leave it in direct sunlight or near a radiator or other source of heat.
- Be sure to take an occasional rest break during extended play.
- Keep this compact disc clean. Always hold the disc by the edges and keep it in its protective case when not in use. Clean the disc with a lint-free, soft, dry cloth, wiping in straight lines from center to outer edge. Never use solvents or abrasive cleaners.

® Licensed by Sony Computer Entertainment America for use with the PlayStation game console. PlayStation and the PlayStation logos are registered trademarks of Sony Computer Entertainment Inc. Manufactured and printed in U.S.A. THIS SOFTWARE IS COMPATIBLE WITH PLAYSTATION GAME CONSOLES WITH THE NTSC U/C DESIGNATION. © Copyright 2000 Lightspan, Inc. All rights reserved. Lightspan Adventures is a trademark of Lightspan, Inc. Printed in the U.S.A.

A Product of Lightspan, Inc.
CD #903136