PlayStation®

NTSC | U/C

Liquid Books® 1–Lety's Favorite Stories

Lightspan Adventures



This adventure contains three interactive books that will spark your child's imagination and draw him or her into the wonderful world of reading. Your child will solve problems; gain experience with various literary forms, such as poems and riddles; and appreciate rich artwork.

LEARNING OBJECTIVES

- Read, comprehend, and interpret text
- Develop vocabulary
- Use clues to answer questions and perform tasks
- Listen and read for details and key information
- Become aquainted with riddles, poetry, and rhyme

Getting Started

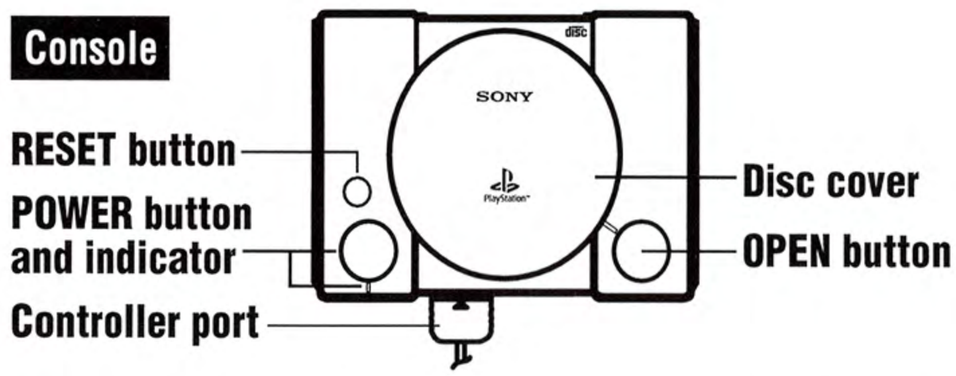

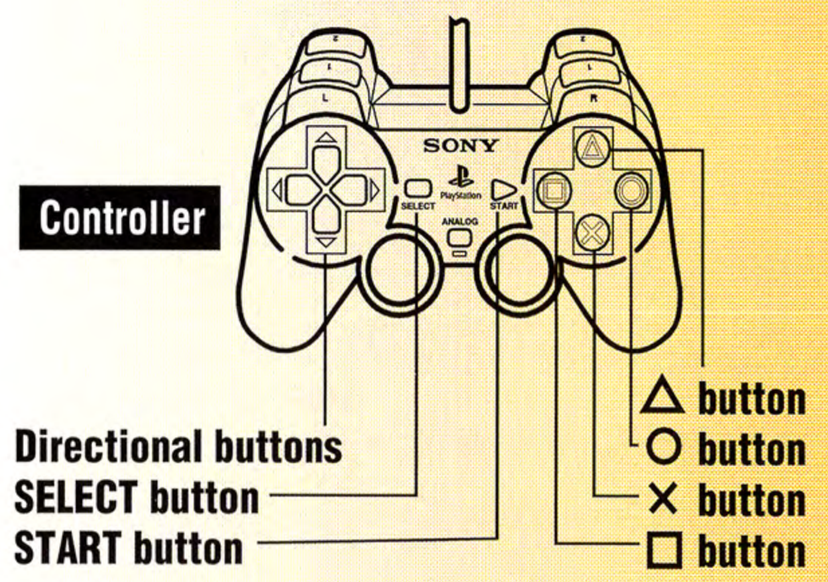

Set up your PlayStation® game console according to the instructions in its Instruction Manual. Make sure the power is off before inserting or removing a disc. Insert the disc and close the disc door. Insert the game controller(s) and turn on the PlayStation game console. Follow the on-screen instructions to start the adventure.

- Use the **arrows** on the game controller to move the pointer.
- Use the **X button** on the game controller for clicking.
- To begin the adventure, click ***Lety's Favorite Stories.***
- To skip the introduction, click once.



- To exit an activity and enter a new one, click the **small book** at the bottom-right corner of the screen or move the pointer to the top-left or top-right corner until it turns into a curved arrow, and then click.
  –The small book allows you to move directly to one of many activity screens. Click the **window** that shows the part of the program you want to go to next.
  –The small book will take you to the opening screen if you click the **picture** in the upper-right corner.
  –Click anywhere outside the window to return to the activity.

Liquid Books 1— Lety's Favorite Stories

This adventure begins with Lety inviting your child to read three interactive books. After your child reads all three, Lety will give him or her a special award—Ranger Reader of the Year.

- After Lety's invitation, click one of the three books: **"Under the Pepper Tree," "Who Am I?,"** or **"African Tales."**
- Throughout the three books, click any **word** to hear it read aloud.
- Click the **dot** to the left of a sentence to hear that entire sentence read aloud.

"Under the Pepper Tree"

In this book, your child will develop listening and thinking skills while completing six rhyming poems. Each verse of the poem describes a specific animal but is missing a word. The missing word is the name of the animal being described. Have your child:

- listen to each verse to figure out which animal on the screen is being described
- click the **animal** that is described in the verse of the poem
- click the **forward arrow** to continue to the next verse, or click the **backward arrow** to return to the previous verse



"Who Am I?"

In this book, your child solves riddles about animals in four different habitats (i.e., ocean, desert, mountain, and forest). He or she will read and listen to specific words, develop problem-solving skills, and learn about fascinating animals. Have your child:

- click one of the four habitats: **Ocean, Desert, Mountains,** or **Forest**



- listen to the clues in the riddle about each animal
- click the **animal** at the bottom of the screen that answers the riddle
- move the animal to its correct location as directed and click to place the animal

The game will be complete when your child has identified and placed four animals in each of the four habitats. Once all of the animals have been selected and placed in their habitats, an animated song will play.

To turn on the label mode, click the **small book.** Then, click **On** next to the picture of the book. Your child will see and hear the name of many objects over which he or she moves the pointer. Scroll through the windows on the left using the arrows on the screen.

"African Tales"

In this book, your child will read three fables about animals that discover wonderful natural objects. Have your child:

- click the **bottom, middle,** or **top** of the picture
- listen carefully to each fable and use the clues to figure out which animal the fable describes and what that animal discovers
- click the **forward arrow** to continue to the next section of the story, or click the **backward arrow** to return to the previous section
- note the pictures of the three animals that appear under the heading: **Who?**
- click the **animal** that he or she thinks the fable described and note the three natural objects that appear under the heading: **What?**
- click the **object** that he or she thinks the animal discovered

Extending the Learning Experience
Family Activities

Animal Riddles

With your child, create an animal riddle using four lines. Write the following: first line—the animal's colors; second line—how the animal moves; third line—where the animal lives; fourth line—one word that your child associates with the animal.

Animal in the News

Look through the newspaper or a magazine with your child for pictures of animals. Read and talk about the caption or related article for each picture.

Animal Rhymes

"Under the Pepper Tree" uses rhyme to describe animals. Have your child find rhyming words for animals (e.g., cat-hat-rat, dog-log-frog, fish-wish-dish).

Just So Stories

With your child, read "How the Leopard Got His Spots" from *Just So Stories*. Make up an explanation with your child.

WARNING: READ BEFORE USING THE PLAYSTATION® GAME CONSOLE.

A very small percentage of individuals may experience epileptic seizures when exposed to certain light patterns or flashing lights. Exposure to certain patterns or backgrounds on a television screen or while playing video games, including games played on the PlayStation game console, may induce an epileptic seizure in these individuals. Certain conditions may induce previously undetected epileptic symptoms even in persons who have no history of prior seizures or epilepsy. If you, or anyone in your family, has an epileptic condition, consult your physician prior to playing. If you experience any of the following symptoms while playing a video game—dizziness, altered vision, eye or muscle twitches, loss of awareness, disorientation, any involuntary movement, or convulsions—IMMEDIATELY discontinue use and consult your physician before resuming play.

WARNING TO OWNERS OF PROJECTION TELEVISIONS:

Do not connect your PlayStation game console to a projection TV without first consulting the user manual for your projection TV, unless it is of the LCD type. Otherwise, it may permanently damage your TV screen.

USE OF UNOFFICIAL PRODUCTS:

The use of unofficial products and peripherals may damage your PlayStation game console and invalidate your console warranty.

HANDLING THE PLAYSTATION DISC:

- This compact disc is intended for use only with the PlayStation game console.
- Do not bend it, crush it, or submerge it in liquids.
- Do not leave it in direct sunlight or near a radiator or other source of heat.
- Be sure to take an occasional rest break during extended play.
- Keep this compact disc clean. Always hold the disc by the edges and keep it in its protective case when not in use. Clean the disc with a lint-free, soft, dry cloth, wiping in straight lines from center to outer edge. Never use solvents or abrasive cleaners.

Licensed by Sony Computer Entertainment America for use with the PlayStation game console. PlayStation and the PlayStation logos are registered trademarks of Sony Computer Entertainment Inc. Manufactured and printed in U.S.A. THIS SOFTWARE IS COMPATIBLE WITH PLAYSTATION GAME CONSOLES WITH THE NTSC U/C DESIGNATION. © Copyright 2000 Lightspan, Inc. All rights reserved. Lightspan Adventures is a trademark of Lightspan, Inc. Printed in the U.S.A.

A Product of Lightspan, Inc.
CD #903105