PlayStation™

NTSC | U/C

Faire Games Language Arts

lightspan™ adventures

In *Faire Games* the fanfare and spirit of a medieval festival is brought to life as your child practices his or her reading and language arts test-taking skills. In this exciting Lightspan Adventure, Mars and Cali compete with Flinch and Wigsley at a medieval island fair.

LEARNING OBJECTIVES

- Identify prefixes and suffixes
- Create compound words using visual clues
- Use context clues to determine word meaning
- Develop spelling skills
- Identify similes and metaphors
- Identify synonyms and antonyms
- Practice test-taking skills

Getting Started

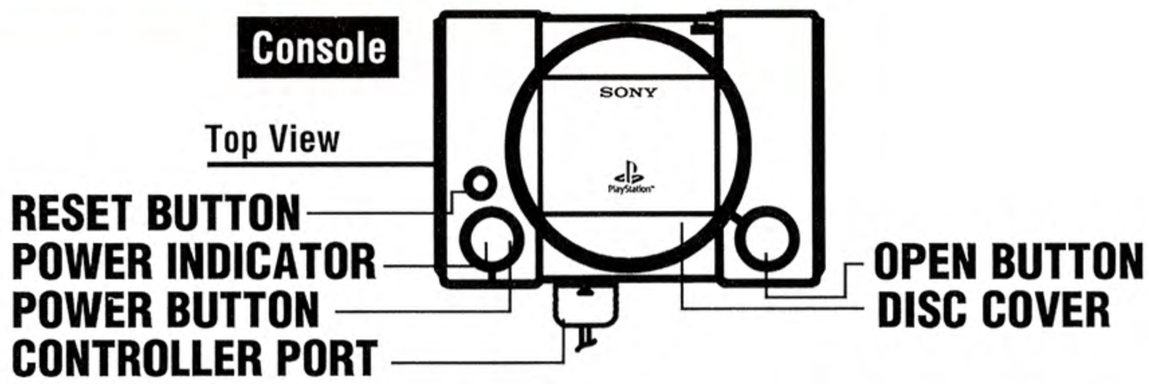

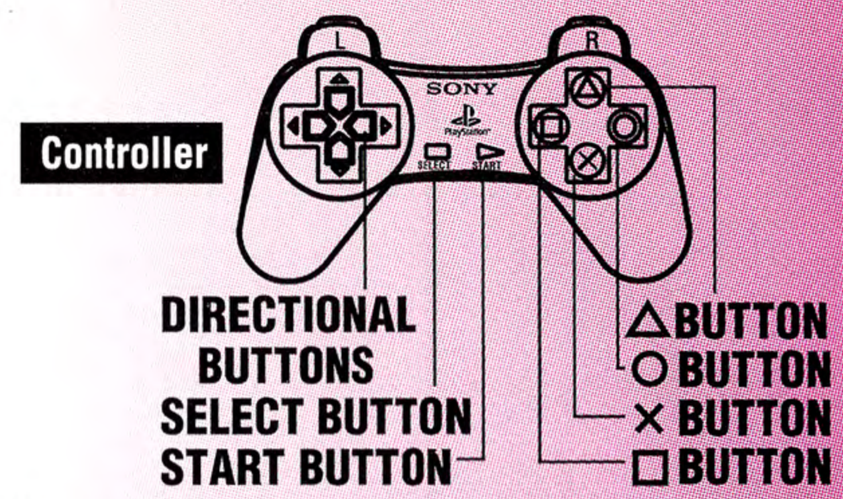

Set up the PlayStation™ game console according to the instructions in its Instruction Manual. Make sure the power is off before inserting or removing a compact disc. Insert the *Faire Games: Language Arts* disc and close the CD door. Insert the game controller and turn on the PlayStation game console. Follow the instructions on the television screen to start the game.

- Use the **arrow button** on the PlayStation controller to move the pointer.
- Use the **X button** on the PlayStation controller for clicking.
- To begin the adventure, click the right-pointing **arrow** at the bottom of the screen.
- At the opening menu, click the **ear** at the lower-right corner of the screen to have questions and answers read aloud. When this function is on, a round circle will appear next to the questions. Have your child click the round circle to have the question read aloud.
- For help on how to use the PlayStation controller, click the **PlayStation controller** at the lower-right corner of the screen.
- To go back to the opening menu, click the **circled arrow** at the bottom of the screen.

Faire Games: Language Arts

Your child will practice the language arts skills covered in the *Mona & Moki* CDs while Mars and Cali compete in contests of skill against Flinch and Wigsley in *Faire Games.* Each time your child completes a group of questions, he or she will receive a special reward! At the opening menu, use the pointer to choose either "Herald's Highway" or "Tinker's Turnpike."

"Herald's Highway"

There are three exciting games for your child to play as he or she travels down "Herald's Highway." Have your child use the pointer to select which game he or she would like to play first—Word Twisters, Word Builders, or Mix and Match.

Word Twisters

In this activity, your child will identify prefixes and suffixes and create compound words by using visual clues. Have your child:

- listen to the instructions (Click the **speaker** to hear the instructions again.)
- move the pointer to the correct answer



- press the **X button** to choose that answer
- use the **arrows,** or press the **square button** on the PlayStation controller, to jump to the **Go On arrow**, then press the **X button** to check the answer and go to the next question
- click **tips** at the lower-left corner of the game screen or press the **triangle button** on the PlayStation controller for helpful hints on how to solve the problem

To exit an activity and enter a new one, click **Exit** at the lower-left corner of the screen.

Challenge your child to look around the room and name as many compound words as possible; for example, fireplace, armchair, or bookmark.

Word Builders

In this activity, your child will use visual clues to solve riddles and practice his or her spelling skills. Have your child:



- listen to the instructions (Click the **speaker** to hear the instructions again.)
- move the pointer to the correct answer
- press the **X button** to choose that answer
- use the **arrows,** or press the **square button** on the PlayStation controller, to jump to the **Go On arrow**, then press the **X button** to check the answer and go to the next question
- click **tips** at the lower-left corner of the game screen or press the **triangle button** on the PlayStation controller for helpful hints on how to solve the problem

To exit an activity and enter a new one, click **Exit** at the lower-left corner of the screen.

Mix and Match

In this activity, your child will practice the reading and language arts skills from Word Twisters and Word Builders. Have your child:

- listen to the instructions (Click the **speaker** to hear the instructions again.)
- move the pointer to the correct answer
- press the **X button** to choose that answer
- use the arrows, or press the **square button** on the PlayStation controller to jump to the **Go On arrow**, then press the **X button** to check the answer and go to the next question
- click **tips** at the lower-left corner of the game screen or press the **triangle button** on the PlayStation controller for helpful hints on how to solve the problem

To exit an activity and enter a new one, click **Exit** at the lower-left corner of the screen.

"Tinker's Turnpike"

Your child will continue to practice test-taking skills as he or she plays three more games, this time on "Tinker's Turnpike." Have your child use the pointer to select which game he or she would like to play first—Word Twisters, Word Builders, or Mix and Match.

Word Twisters

In this activity, your child will use word families such as cat, mat, hat, as he or she identifies initial consonants and commonly used letter combinations. Have your child:

- listen to the instructions (Click the **speaker** to hear the instructions again.)
- move the pointer to the correct answer
- press the **X button** to choose that answer
- use the **arrows,** or press the **square button** on the PlayStation controller to jump to the **Go On arrow**, then press the **X button** to check the answer and go to the next question
- click **tips** at the lower-left corner of the game screen or press the **triangle button** on the PlayStation controller for helpful hints on how to solve the problem

To exit an activity and enter a new one, click **Exit** at the lower-left corner of the screen.

Word Builders

Use the pointer to choose either Peddler's Path or Travelers Trail. Along Peddler's Path, your child will identify similes and metaphors. Down Traveler's Trail, he or she will identify synonyms and antonyms. Have your child:

- listen to the instructions (Click the **speaker** to hear the instructions again.)
- move the pointer to the correct answer
- press the **X button** to choose that answer
- use the **arrows,** or press the **square button** on the PlayStation controller, to jump to the **Go On arrow**, then press the **X button** to check the answer and go to the next question
- click **tips** at the lower-left corner of the game screen or press the **triangle button** on the PlayStation controller for helpful hints on how to solve the problem

To exit an activity and enter a new one, click **Exit** at the lower-left corner of the screen.

"Mix and Match"

In this activity, your child will practice the reading and language arts skills from Word Twisters and Word Builders. Have your child:

- listen to the instructions (Click the **speaker** to hear the instructions again.)
- move the pointer to the correct answer
- press the **X button** to choose that answer
- use the **arrows,** or press the **square button** on the PlayStation controller, to jump to the **Go On arrow**, then press the **X button** to check the answer and go to the next question
- click **tips** at the lower-left corner of the game screen or press the **triangle button** on the PlayStation controller for helpful hints on how to solve the problem

To exit an activity and enter a new one, click **Exit** at the lower-left corner of the screen.

Extending the Learning Experience
Family Activities

Word Catch

Use a ball to play a game of "antonym catch" with your child. The thrower says a word, and the catcher says an antonym for that word. For example, if the thrower says "day," the catcher could say "night." Then the catcher becomes the thrower and picks a new word. After several rounds of antonym catch, play the game using synonyms! (This game can be played with several players!)

Group Challenge

Challenge your child to think of as many words as possible that use the same letter group. For example, "day" has the same letter group as hay, say, pay, ray, and may; and "night" has the same letter group as sight, light, right, and might. Have a contest with your family to see who can think of the most words for a particular letter group. Then encourage your child to create an original rhyme, riddle, or crossword puzzle using those words!

WARNING: READ BEFORE USING THE PlayStation™ GAME CONSOLE.
A very small percentage of individuals may experience epileptic seizures when exposed to certain light patterns or flashing lights. Exposure to certain patterns or backgrounds on a television screen or while playing video games, including games played on the PlayStation™ game console, may induce an epileptic seizure in these individuals. Certain conditions may induce previously undetected epileptic symptoms even in persons who have no history of prior seizures or epilepsy. If you, or anyone in your family, has an epileptic condition, consult your physician prior to playing. If you experience any of the following symptoms while playing a video game—dizziness, altered vision, eye or muscle twitches, loss of awareness, disorientation, any involuntary movement, or convulsions—IMMEDIATELY discontinue use and consult your physician before resuming play.

WARNING TO OWNERS OF PROJECTION TELEVISIONS:
Do not connect the PlayStation™ game console to a projection TV without first consulting the user manual for your projection TV, unless it is of the LCD type. Otherwise, it may permanently damage your TV screen.

HANDLING THE PlayStation™ DISC:

- This compact disc is intended for use only with the PlayStation™ game console.
- Do not bend it, crush it, or submerge it in liquids.
- Do not leave it in direct sunlight or near a radiator or other source of heat.
- Be sure to take an occasional rest break during extended play.
- Keep this compact disc clean. Always hold the disc by the edges and keep it in its protective case when not in use. Clean the disc with a lint-free, soft, dry cloth, wiping in straight lines from center to outer edge. Never use solvents or abrasive cleaners.

Licensed by Sony Computer Entertainment America for use with the PlayStation game console. PlayStation and the PlayStation logos are trademarks of Sony Computer Entertainment Inc. Manufactured and printed in U.S.A. THIS SOFTWARE IS COMPATIBLE WITH PLAYSTATION GAME CONSOLES WITH THE NTSC U/C DESIGNATION. © Copyright 1997 The Lightspan Partnership, Inc. All rights reserved. Lightspan Adventures is a registered trademark of The Lightspan Partnership, Inc. Printed in the U.S.A.

lightspan adventures
A Product of
The Lightspan Partnership, Inc.