PlayStation™

NTSC U/C

PlayStation™

DRAGONHEART
FIRE & STEEL

THE DARK AGES JUST GOT DARKER

TEEN
T
AGES 13+
CONTENT RATED BY ESRB

SLUS-00226
#21058

DRAGONHEART™

Acclaim®
entertainment, inc.

WARNING: READ BEFORE USING YOUR PlayStation™ GAME CONSOLE.

A very small percentage of individuals may experience epileptic seizures when exposed to certain light patterns or flashing lights. Exposure to certain patterns or backgrounds on a television screen or while playing video games, including games played on the PlayStation game console, may induce an epileptic seizure in these individuals. Certain conditions may induce previously undetected epileptic symptoms even in persons who have no history of prior seizures or epilepsy. If you, or anyone in your family, has an epileptic condition, consult your physician prior to playing. If you experience any of the following symptoms while playing a video game – dizziness, altered vision, eye or muscle twitches, loss of awareness, disorientation, any involuntary movement, or convulsions – IMMEDIATELY discontinue use and consult your physician before resuming play.

WARNING TO OWNERS OF PROJECTION TELEVISIONS:

Do not connect your PlayStation™ game console to a projection TV without first consulting the user manual for your projection TV, unless it is of the LCD type. Otherwise, it may permanently damage your TV screen.

HANDLING YOUR PlayStation™ DISC:

- This compact disc is intended for use only with the PlayStation™ game console.
- Do not bend it, crush it or submerge it in liquids
- Do not leave it in direct sunlight or near a radiator or other source of heat.
- Be sure to take an occasional rest break during extended play.
- Keep this compact disc clean. Always hold the disc by the edges and keep it in its protective case when not in use. Clean the disc with a lint-free, soft, dry cloth, wiping in straight lines from center to outer edge. Never use solvents or abrasive cleaners.

contents

Starting 2

Story 3

Modes 4

Options 5

Game Features 6

Pick Ups 7-12

Weapons 10

Controls 13

Moving 13

Fighting 14

The Ancient Code 18-22

Characters 23-24

1. Set up your PlayStation™ game console according to the instructions in its instruction manual. Make sure the PlayStation™ game console power is OFF before inserting or removing a compact disc.

2. Insert the DRAGONHEART: FIRE & STEEL disc and close the Disc Cover.

3. Insert game controllers and turn on the PlayStation™ game console. Follow on-screen instructions to start a game.

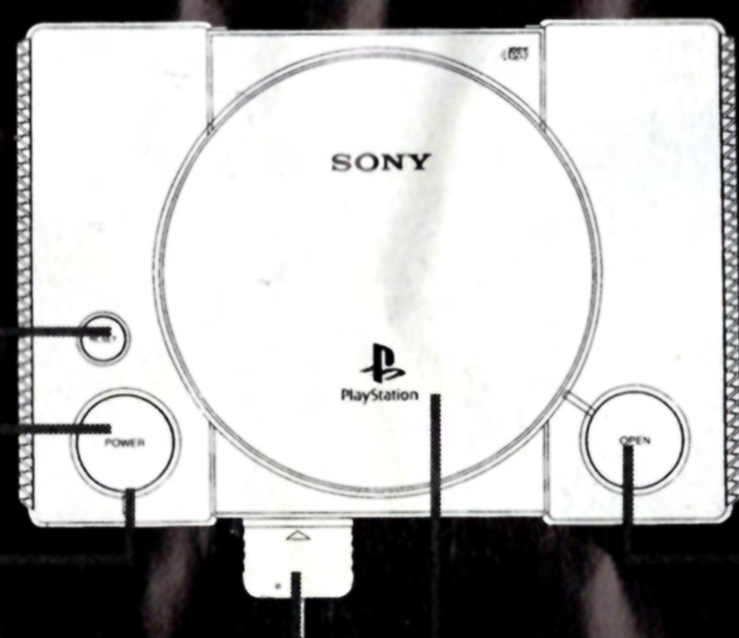

RESET BUTTON

POWER BUTTON

POWER INDICATOR

CONTROLLER PORT

OPEN BUTTON

DISC COVER

Before you begin...remember where you started!

As Sir Bowen, you have earned a widely held reputation as a master of combat, as the foremost upholder of the Old Code of chivalry. It was once your hard duty to serve the harsh King Freyne. Ah, but you took pride in your work! Your foremost undertaking was the military training of his son, the young Prince Einon, a seemingly worthy pupil, who perhaps had the makings of a brave and honorable regent. Until the cursed day that the noble Prince was gravely wounded, and his grieving mother Queen Aislinn took his broken body to the lair of a dragon called Draco. For Draco did so love and honor the Queen that he gladly split his own heart in twain, planting one half in the cold breast of Einon. The Prince's life was restored! But the jubilation you felt was short lived, Bowen, for with renewed life a new, cruel Prince arose. You now believe that the Dragonheart has made Einon evil!

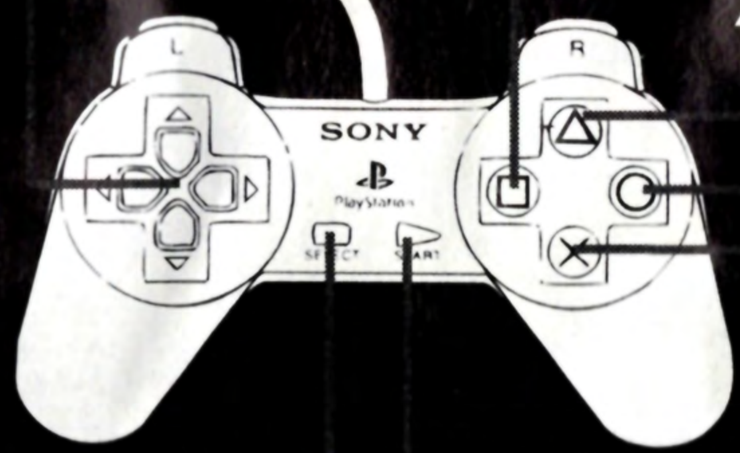

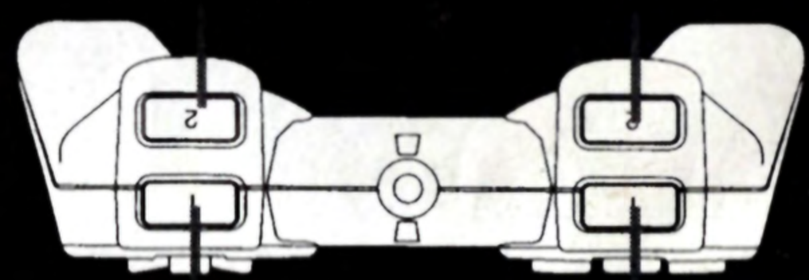

A title screen will appear, with these choices: NEW GAME, PRACTICE, LOAD GAME, PASSWORD and OPTIONS. Choose by highlighting with the Directional Button, then pressing the ✕ BUTTON.

NOTE: You can return to the title screen at any time during gameplay by holding down the ▲, ■ and START BUTTONS simultaneously.

game modes

NEW GAME to begin a new game.

PRACTICE allows you to regain your combat mastery.

LOAD GAME allows you to play any of up to 5 previously saved games from a

Memory Card. Highlight the desired game slot and press the ✕ BUTTON to do so.

PASSWORD Throughout the game, you will receive passwords when certain tasks are accomplished or areas are mastered. This password allows you to resume gameplay at the next level, so you may wish to write down passwords in the note section at the end of this instruction booklet. To input a password, simply move the highlight to the desired character and press the ✕ BUTTON. Continue until you have assembled a correct password. Then highlight 'OK' and press the ✕ BUTTON to begin gameplay.

options

To set an option, highlight it by moving the Directional Button UP or DOWN, then press the ✕ BUTTON to toggle settings.

CONTROLS Select this to redefine control settings to your liking. To do so, scroll to an action and press the ✕ BUTTON to activate it. Then press the control button you wish to perform that action. Select USE to save these settings, or CANCEL to stay at the default settings, then press ✕ BUTTON.

AUDIO TEST Choose Sound Test or Music Test to sample the sound effects or

music in the game. Use the Directional Button to select a track, then press the ✕ BUTTON to play it.

AUDIO SETUP Choose audio setup to adjust sound and music settings. Use the Directional Button to increase or decrease volumes.

game features

LIVES Bowen begins the game with just three lives in which to conquer Einon. His number of lives remaining is shown by a Bowen icon with a counter at the top center of the of the screen. Extra lives can be gained by collecting this pickup.

HEALTH Bowen's health is measured by a meter at the upper left of the screen. The meter decreases when Bowen is hurt; when it is empty, he loses a life. Health is replenished at the beginning of each new adventure. Health can also be increased by collecting these pickups:

Collect this golden goblet to partially increase your health.

Collect this copper goblet to gain temporary invulnerability.

Collect this silver goblet to maximize Bowen's potential health.

ENEMY HEALTH The health of the enemy Bowen is facing is measured in a meter at the lower right corner. When the meter is empty, your foe is defeated.

ENDURANCE As Bowen exerts himself or rests, his endurance meter (the green bar below the Health Meter) dwindles or renews. Certain special moves require substantial energy. If you attempt a move requiring more Endurance than your meter shows you possess, you'll be forced to rest, and so be vulnerable.

Collect this potion to immediately restore Bowen's stamina.

GOLD RINGS Use them to make purchases in the shop at the end of levels. The number of rings a player has collected is displayed in the ring counter at the top right of the screen.

Bowen collects these Gold Rings from defeated enemies and uses them to make purchases.

Map

The map is a useful guide to the dangers and hidden areas of the Heartland. You may access certain areas on it at the end of some levels by moving the highlight to an area and pressing the **X** BUTTON.

Inventory

At any time during gameplay, you can press the SELECT BUTTON to access your inventory. There, you can see the items you've collected, select different weapons and view your game statistics. To select a different weapon from inventory, move the cursor to it and press the ✕ BUTTON. To return to the game without selecting a different weapon, move the cursor to Continue and press the ✕ BUTTON.

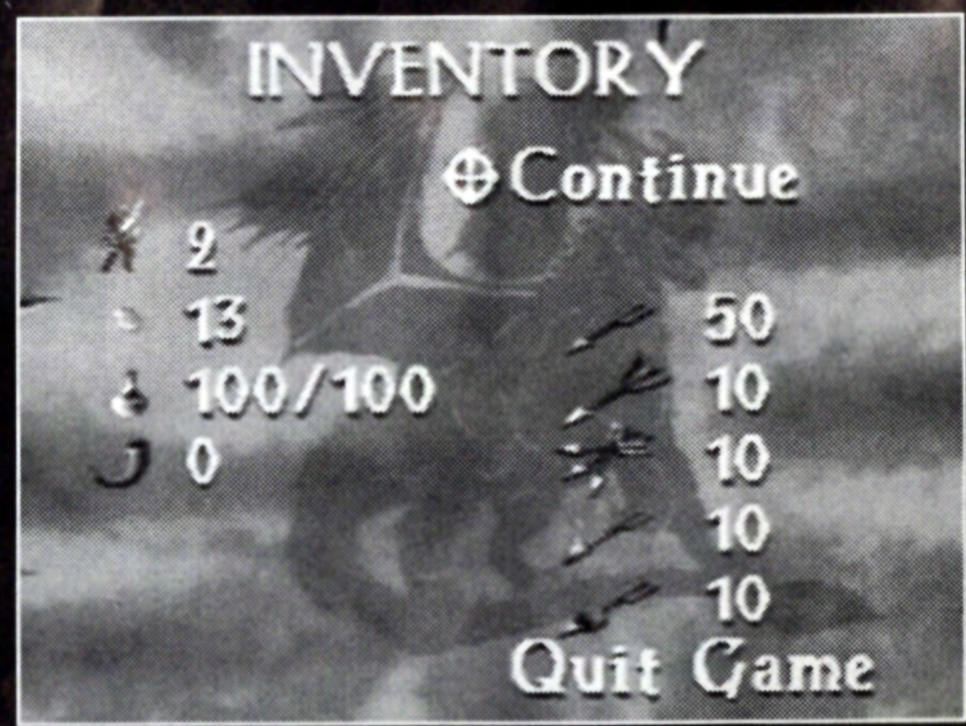

Level's End

At the end of each completed level, you will have a chance to save your game progress, and to use your accumulated gold in the Shoppe to purchase extra lives, dragon calls and other items. Use your wealth wisely.

Weapons

Bowen uses two weapons. His sword is the default weapon; he must find the longbow. Both can be upgraded by collecting pickups. Bowen uses his weapons both to battle enemies and to interact with his surroundings. Sometimes, the artful use of a weapon will solve a puzzle or unlock hidden areas. To switch between the Bow and Sword, press the L1 button.

SWORD The sword is Bowen's main attack weapon. His current attack strength is shown by the number (10 being highest) next to the sword icon at the top right of the screen. Bowen's sword can be upgraded by collecting the following icons:

Collect this icon to temporarily add extra power to your blows.

Collect this icon to permanently add extra sword power.

This sword is for fighting spirit/ enchanted enemies!

ARROWS A masterful archer, Bowen makes good use of any arrows he finds.

When the Bow is your current weapon, press R1 to cycle through your available inventory. The current arrow and number available appear below your endurance meter. Arrows may be found singly or in quivers. Different arrows have different tactical uses, as you shall learn…

Collect this icon to give your arrows real fire power.

This Speed Arrow can pierce multiple enemies.

An Exploding Arrow is worth waiting for!

This valuable arrow is really three arrows-- thrice as deadly!

ARMOR Bowen begins the game clad in leather armor. The current strength of his armor is shown by the number (99 being invulnerable) next to the shield icon at the top right of the screen.

Collect this icon and temporarily upgrade your armor.

He can permanently increase his resistance to attack by collecting upgrades to this.

Controls:

Moving, Fighting, and Flying!

Moving

Walk: ← or →

Run: ← ← or → →

Jump: ▲ Button

Climb: ↑ or ↓

Crouch: ↓

Crawl: ↘

Push Object: ↓ + ← or →

Enter Door: ↑

Roll: ↓ + ▲

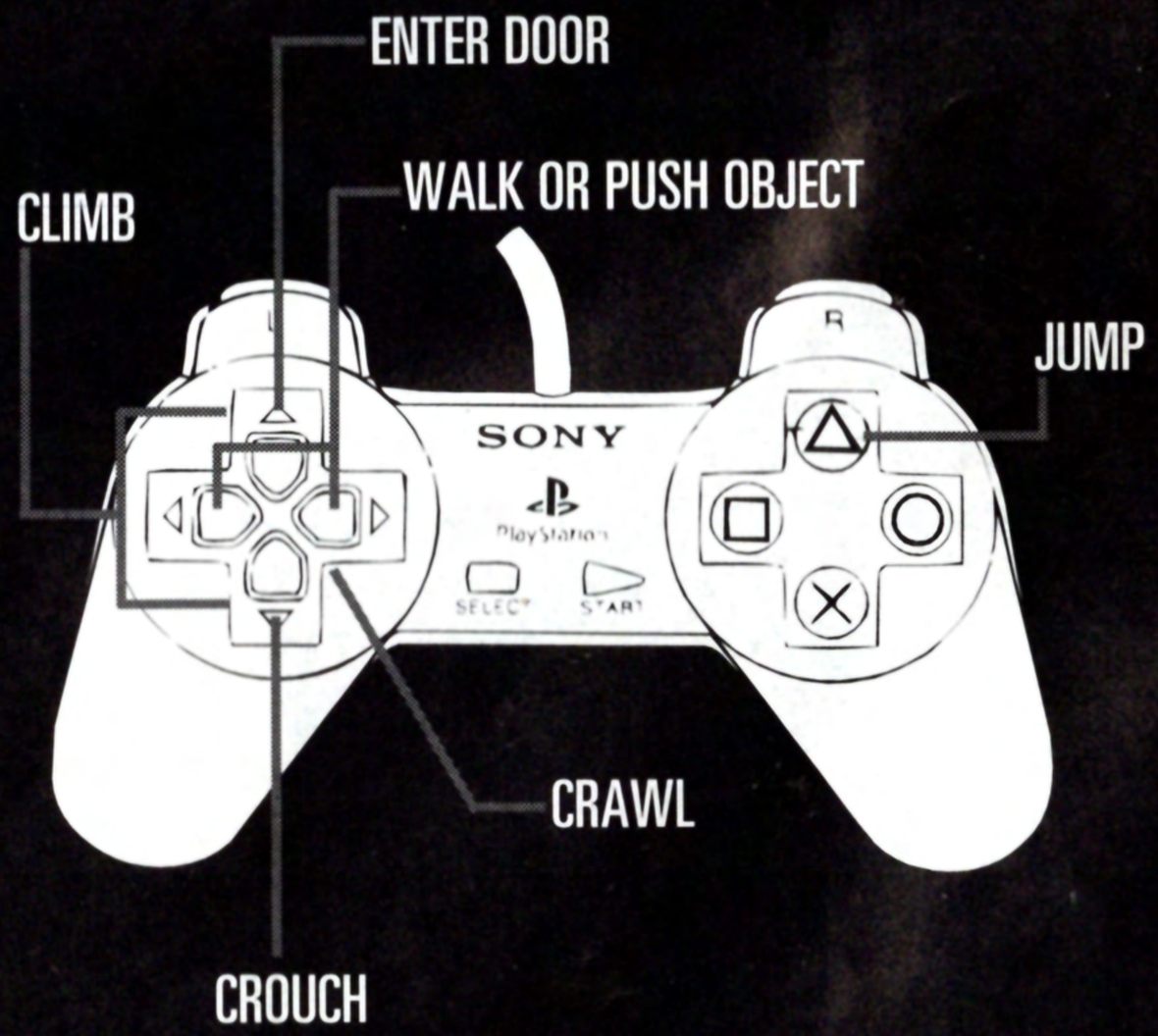

Fighting

Slash: ● button

Upward slash: ↑ + ●

Backward killer: ■ button

Crouch slash: ↓ + ●

Knockout: X button

Block: R1

Shield Bash: R1 + ●

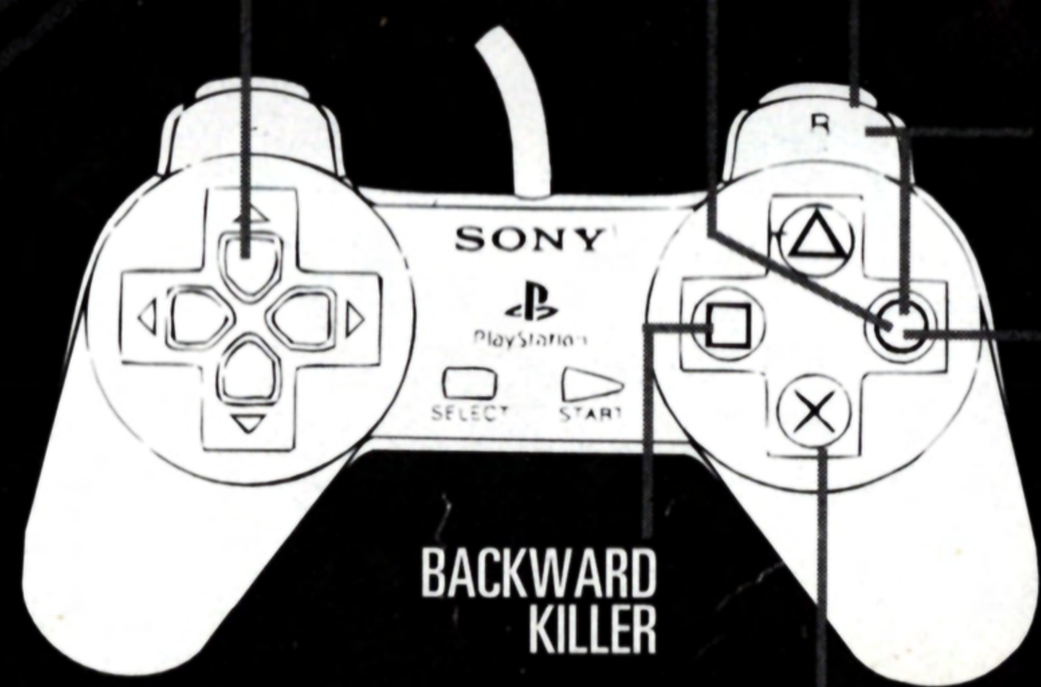

Using Arrows

Switch between Sword and Bow: L1

Scroll through arrows (while holding bow during gameplay): R1

Select Arrow (in inventory screen): ↑ or ↓, X to select

Return drawn arrow to quiver: Hold ●, press X

Fire arrow: Hold ●, aim Arrows with ↑ or ↓, release ● to fire.

Advanced skills

Whirlwind Slash: → ↑ + ●

Juggle Sword: ↑ ↑ + X

Finishing Move: ↑ → + ●

Dragon attacks

When you've become friendly (!) with Draco, you may call on him to perform different types of attacks. To do so, you must have a Dragon Call. You can collect these, or even purchase them with gold rings.

When the icon appears in the upper left of the screen, attacks are possible. Press L2 to summon Draco to perform an attack.

Flying

At some points in the game, you may need to direct the flight of a dragon! Follow on screen prompts to do so!

As you enter the ancient world of dragons and regain your sense of purpose, you will find the Ancient Code is still potent...

The ancient code

A KNIGHT IS SWORN TO VALOR

Your adventure begins in your past, when you were responsible for training Prince Einon. As your reflexes remember the moves and tactics you once took for granted, pray that you'll be able to take your refreshed combat skills into the dark days ahead...

HIS HEART KNOWS ONLY VIRTUE...

Step into your present now, and face the foes that await! Today it may be a minor adversary, tomorrow a fierce, flame-breathing dragon! Don't be too quick to judge the places you go and the folks you meet--an annoying figure may prove to be a godsend, a harmless looking forest may be alive with beasts and black magic!

HIS BLADE DEFENDS THE HELPLESS

The downtrodden shall have their day! Or have you forgotten the oath you once swore, Bowen? Will your sense of honor and purpose be reawakened? You may have to kneel before great knights to earn increased advantages.

HIS MIGHT UPHOLDS THE WEAK

Did you think it would be easy? By the Knights of the Roundtable, you've got a world of wrongs to make right! The Dragon heart is still beating, isn't it? What do you intend to do about it?



HIS WORDS SPEAK ONLY TRUTH

The time has come to act, with all the will of the righteous and the force of the free! You must restore the true meaning of the Ancient Code and break the cruel grip of tyranny! King Einon and his lackeys await, primed for bitter battle. Unsheath your sword and let fly the arrows!

Some of the Characters you may encounter...

EINON Your once-beloved master is now a hated tyrant. You have to destroy the man you once swore to protect!

DRACO The dreadful dragon you have sworn to slay. Ah, but first you must find him...

KARA A reign of oppression may breed rebellion in unexpected places...

BROTHER GILBERT This gentle friar is eager to sing your praises. Will he find you worthy?

BROK A fearsome foe, Brok is an accomplished veteran of many a battle, and always eager for more. His desire for glory may prove his undoing...

FELTON The King's tax collector, he is ruthless and cunning...

DRAGONSLAYERS The feudal barons of the land fear Einon—and do his bidding! Be watchful of these nasty nobles!

DRAGONS There are many dragons you will face. They must be vanquished, and that task may cost you dearly.

ACCLAIM® LIMITED WARRANTY

ACCLAIM warrants to the original purchaser only of this ACCLAIM software product that the medium on which this software program is recorded is free from defects in materials and workmanship for a period of ninety (90) days from the date of purchase. This ACCLAIM software program is sold "as is," without express or implied warranty of any kind, and ACCLAIM is not liable for any losses or damages of any kind resulting from use of this program. ACCLAIM agrees for a period of ninety (90) days to either repair or replace, at its option, free of charge, any ACCLAIM software product, postage paid, with proof of date of purchase, at its Factory Service Center. Replacement of the software product, free of charge to the original purchaser (except for the cost of returning the software product) is the full extent of our liability.

This warranty is not applicable to normal wear and tear. This warranty shall not be applicable and shall be void if the defect in the ACCLAIM software product has arisen through abuse, unreasonable use, mistreatment or neglect. THIS WARRANTY IS IN LIEU OF ALL OTHER WARRANTIES AND NO OTHER REPRESENTATIONS OR CLAIMS OF ANY NATURE SHALL BE BINDING ON OR OBLIGATE ACCLAIM. ANY IMPLIED WARRANTIES APPLICABLE TO THIS SOFTWARE PRODUCT, INCLUDING WARRANTIES OF MERCHANTABILITY AND FITNESS FOR A PARTICULAR PURPOSE, ARE LIMITED TO THE NINETY (90) DAY PERIOD DESCRIBED ABOVE. IN NO EVENT WILL ACCLAIM BE LIABLE FOR ANY SPECIAL, INCIDENTAL, OR CONSEQUENTIAL DAMAGES RESULTING FROM POSSESSION, USE OR MALFUNCTION OF THIS ACCLAIM SOFTWARE PRODUCT.

Some states do not allow limitations as to how long an implied warranty lasts and/or exclusions or limitations of incidental or consequential damages so the above limitations and/or exclusions of liability may not apply to you. This warranty gives you specific rights, and you may also have other rights which vary from state to state.

This warranty shall not be applicable to the extent that any provision of this warranty is prohibited by any federal, state or municipal law which cannot be pre-empted.

Repairs/Service after Expiration of Warranty- If your software product requires repair after expiration of the 90-day Limited Warranty Period, you may contact the Consumer Service Department at the number listed below. You will be advised of the estimated cost of repair and the shipping instructions.

Acclaim Hotline/Consumer Service Department (516) 759-7800

Dragonheart TM & © 1996 Universal City Studios, Inc. All Rights Reserved. Licensed By MCA/Universal Merchandising, Inc. Developed by Funcom. Space Jam: TM & © 1996 Warner Bros. Acclaim is a division and registered trademark of Acclaim Entertainment, Inc. ® & © 1996 Acclaim Entertainment, Inc. All Rights Reserved. Marketed by Acclaim. Distributed by Acclaim Distribution, Inc., One Acclaim Plaza, Glen Cove, NY 11542-2777.

Join the Nation at http://www.acclaimnation.com

KIDS TO ADULTS
TM
KA
CONTENT RATED BY
ESRB

PlayStation
TM

Dragonheart TM & © 1996 Universal City Studios, Inc. All Rights Reserved. Licensed By MCA/Universal Merchandising, Inc. Developed by Funcom. SPACE JAM, characters, names and all related indicia are trademarks of Warner Bros. © 1996. All Rights Reserved. Developed by Sculptured Software, Inc. Acclaim is a division of Acclaim Entertainment, Inc. ® and © 1996 Acclaim Entertainment, Inc. All Rights Reserved. Marketed by Acclaim. Distributed by Acclaim Distribution, Inc. One Acclaim Plaza, Glen Cove, NY 11542-2777.

Licensed by Sony Computer Entertainment America for use with the PlayStation game console. PlayStation and the PlayStation Logos are trademarks of Sony Computer Entertainment Inc. The ratings icon is a trademark of the Interactive Digital Software Association.

Manufactured and printed in the U.S.A. THIS SOFTWARE IS COMPATIBLE WITH PLAYSTATION GAME CONSOLES WITH THE NTSC U/C DESIGNATION. U.S. AND FOREIGN PATENTS PENDING.

Acclaim
entertainment, inc.