Calamity-Around the World



Still trapped in the Old West with Jules Verne and Calamity Jane, Mona and Moki must finish their quest to get back to their own century. To help our heroes on the final part of their journey, your child will read articles about careers, hobbies, childrens' adventures, and those whose lives made a difference. So get ready for the exciting finale—and a surprise ending!

LEARNING OBJECTIVES

- Use reading strategies to answer questions
- Use context clues to understand text meaning
- Analyze words containing Greek or Latin roots, prefixes, or suffixes
- Learn new vocabulary words
- Understand and solve analogies and riddles
- Identify main idea
- Appreciate and learn about cultures around the world

Getting Started

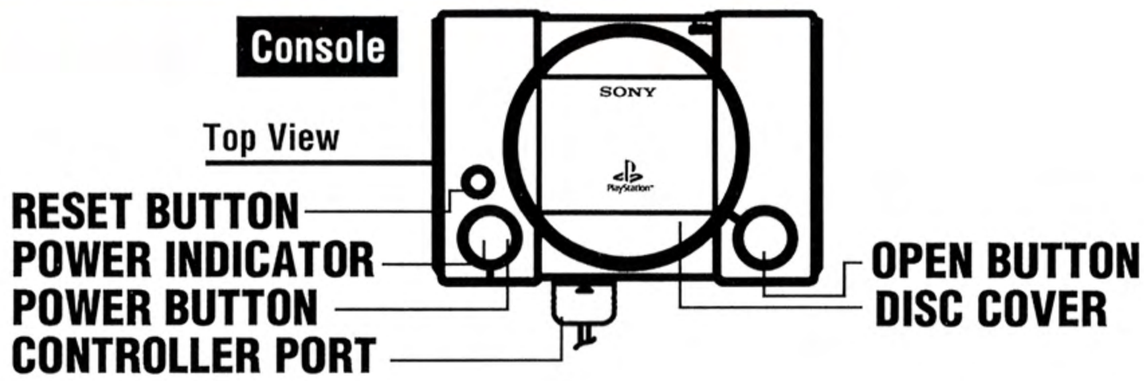

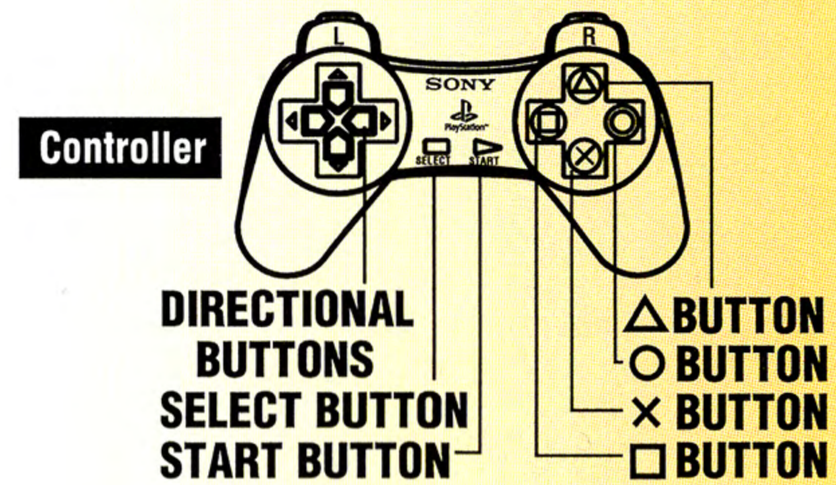

Set up the PlayStation® game console according to the instructions in its Instruction Manual. Make sure the power is off before inserting or removing a compact disc. Insert the *Calamity—Around the World* disc and close the CD door. Insert the PlayStation game controller and turn on the PlayStation game console. Follow the instructions on the television screen to start the activity.



- Use the **arrow buttons** on the PlayStation game controller to move the pointer.
- Use the **X button** on the PlayStation game controller for clicking.
- At the opening screen, click either **New Game** to start a new game or **Restart** to play a saved game.
- Click **Music On/Off** to turn the music on or off.
- Click the **PlayStation game controller** for help on how to use the PlayStation game controller.
- Click the **movie camera** to see the opening story.
- Click the **music note** to see the *Mona & Moki* music video.

Calamity—Around the World

Mona and Moki are beginning the final adventure in their quest to return home. Your child can help them by reading a series of informative social studies articles. To begin the adventure, click either **"Careers," "Hobbies," "Making a Difference,"** or **"Childrens' Adventures."** To finish the adventure, your child must complete the activities in all four environments. Have your child:

- click **Map** to return to the main article menu
- click the **back arrow** to return to the previous screen
- click the **?** for help
- click the **article** he or she wants to read
- click the **up arrow** or the **down arrow** to scroll through the text
- click **Quit** to exit that activity and begin a new one

After your child chooses an article, he or she will be able to explore additional information about the article by clicking the following. Have your child:



- click **Article** to read the selected article
- click the **movie camera** to see a video related to the article
- click the **music note** to hear a sound effect or piece of music related to the article
- click the **palette** to see a picture related to the article
- click the **ink pen** to read more information related to the article
- click the **up arrow** or **down arrow** to scroll through the article
- click either **Word, Strategy,** or **Clue** to begin the games

"Word"

In this activity, your child will use context clues, analyze words with Greek or Latin roots, and learn new vocabulary words. Have your child:

- click the **faces** at the top of the screen to hear clues about the meaning of the word
- click the **sentence** that correctly uses the clue word
- click **OK** to confirm his or her answer

"Strategy"

In this activity, your child will use reading strategies and analyze information to answer questions. Have your child:

- click **Hint** to listen to the reading strategy
- click **Article** if he or she needs to read the article again
- click the correct **answer to** the question
- click **OK** to confirm his or her answer

As your child reads the articles in this adventure, have him or her write down at least one new word from each story, then use each word in a sentence.

"Clue"

In this activity, your child will solve analogies and riddles, make predictions, analyze information, and use context clues. There are three types of games: riddles, analogies, and subtitles. For riddles and analogies, have your child:

- read the clues at the top of the screen
- click the **left arrow** or the **right arrow** to see the possible answers
- click the **answer** that best fits the article
- click **OK** to confirm his or her answer

For subtitles, have your child:

- click the **up arrow** or **down arrow** at the lower-right corner of the screen to scroll through the article until he or she finds the highlighted paragraph
- click the **left arrow** or the **right arrow** at the top of the screen to see the possible subtitles
- click the **subtitle** that best fits the highlighted paragraph
- click **OK** to confirm his or her answer

Extending the Learning Experience
Family Activities

Interesting Interests

In *Calamity—Around the World,* children read about people whose careers started as interests when they were children. With your child, list some of his or her interests and discuss the possible careers that may result from those interests.

Reading Safari

Africa is a huge continent with many countries. In *Calamity—Around the World* your child reads about a small boy's job in Sierra Leone. Check out a library book about Africa. Locate Sierra Leone on a map and read about this country and other African countries with your child.

Become a Sports Reporter

Take your child to a sporting event or watch one on television. Prior to the event, have your child choose one player and read information about that athlete ahead of time. Make a game of finding as much information as you can about that person: read the newspaper or sports magazines or ask a librarian for other resources. Discuss the player with your child.

WARNING: READ BEFORE USING THE PlayStation® GAME CONSOLE.
A very small percentage of individuals may experience epileptic seizures when exposed to certain light patterns or flashing lights. Exposure to certain patterns or backgrounds on a television screen or while playing video games, including games played on the PlayStation game console, may induce an epileptic seizure in these individuals. Certain conditions may induce previously undetected epileptic symptoms even in persons who have no history of prior seizures or epilepsy. If you, or anyone in your family, has an epileptic condition, consult your physician prior to playing. If you experience any of the following symptoms while playing a video game—dizziness, altered vision, eye or muscle twitches, loss of awareness, disorientation, any involuntary movement, or convulsions—IMMEDIATELY discontinue use and consult your physician before resuming play.

WARNING TO OWNERS OF PROJECTION TELEVISIONS:
Do not connect the PlayStation game console to a projection TV without first consulting the user manual for your projection TV, unless it is of the LCD type. Otherwise, it may permanently damage your TV screen.

HANDLING THE PlayStation DISC:

- This compact disc is intended for use only with the PlayStation game console.
- Do not bend it, crush it, or submerge it in liquids.
- Do not leave it in direct sunlight or near a radiator or other source of heat.
- Be sure to take an occasional rest break during extended play.
- Keep this compact disc clean. Always hold the disc by the edges and keep it in its protective case when not in use. Clean the disc with a lint-free, soft, dry cloth, wiping in straight lines from center to outer edge. Never use solvents or abrasive cleaners.

Licensed by Sony Computer Entertainment America for use with the PlayStation game console. PlayStation and the PlayStation logos are registered trademarks of Sony Computer Entertainment Inc. Manufactured and printed in U.S.A. THIS SOFTWARE IS COMPATIBLE WITH PLAYSTATION GAME CONSOLES WITH THE NTSC U/C DESIGNATION. © Copyright 1998 The Lightspan Partnership, Inc. All rights reserved. Lightspan Adventures is a registered trademark of The Lightspan Partnership, Inc. Printed in the U.S.A.

A Product of
The Lightspan Partnership, Inc.