PlayStation™

NTSC U/C

PlayStation™

Bubble Bobble®

also featuring

Rainbow Islands™

ADDICTION GOES RETRO!

2 classic arcade games in 1

KIDS TO ADULTS

CONTENT RATED BY ESRB

SLUS-00370
#21067

TAITO®

Acclaim® entertainment, inc.

WARNING: READ BEFORE USING YOUR PlayStation™ GAME CONSOLE.

A very small percentage of individuals may experience epileptic seizures when exposed to certain light patterns or flashing lights. Exposure to certain patterns or backgrounds on a television screen or while playing video games, including games played on the PlayStation game console, may induce an epileptic seizure in these individuals. Certain conditions may induce previously undetected epileptic symptoms even in persons who have no history of prior seizures or epilepsy. If you, or anyone in your family, has an epileptic condition, consul your physician prior to playing. If you experience any of the following symptoms while playing a video game – dizziness, altered vision, eye or muscle twitches, loss of awareness disorientation, any involuntary movement, or convulsions – IMMEDIATELY discontinue use and consult your physician before resuming play.

WARNING TO OWNERS OF PROJECTION TELEVISIONS:

Do not connect your PlayStation game console to a projection TV without first consulting the user manual for your projection TV, unless it is of the LCD type. Otherwise, it may permanently damage your TV screen.

HANDLING YOUR PlayStation™ DISC:

- This compact disc is intended for use only with the PlayStation™ game console.
- Do not bend it, crush it or submerge it in liquids.
- Do not leave it in direct sunlight or near a radiator or other source of heat.
- Be sure to take an occasional rest break during extended play.
- Keep this compact disc clean. Always hold the disc by the edges and keep it in its protective case when not in use. Clean the disc with a lint-free, soft, dry cloth, wiping in straight lines from center to outer edge. Never use solvents or abrasive cleaners.

CONTENTS

Starting Up
2

Story
4

How to Play Bubble Bobble®
5

How to Play Rainbow Islands™
11

STARTING UP

1. Set up your PlayStation™ according to the instructions in its instruction manual. Make sure the PlayStation™ power is OFF before inserting or removing a compact disc.
2. Insert the Bubble Bobble® disc and close the CD door.
3. Insert game controllers and turn on the PlayStation™.
4. Follow on screen instructions to start a game.



BEGINNING



This CD-ROM contains two games-- Bubble Bobble® and the dynamic sequel, Rainbow Islands™; and a bonus game, Rainbow Islands Enhanced™.

Follow the antics of Bubby, Bobby, Betty and Patty in Bubble Bobble® as they try to survive through 100 levels of gameplay to rescue their sweethearts. Or join in the star-filled wonderland of Rainbow Islands™, where you'll climb rainbows to new heights of gaming fun!

When you see the game select screen, highlight the desired game and press the START BUTTON. You will come to the Main Menu Screen for whichever game you've selected.



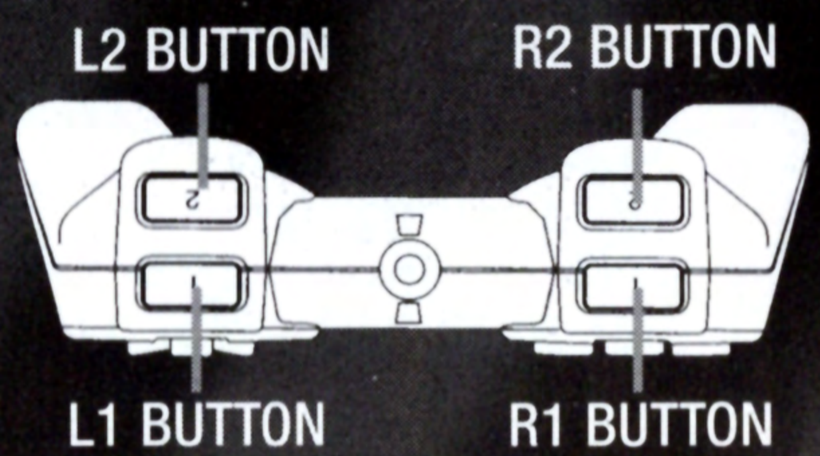

BUBBLE BOBBLE®

Game Story

Bubby & Betty and Bobby & Patty are lovers who have pledged their futures to each other. In the village where they live there is a terrifying "Wizards' Wood" -- the people of the village are too frightened even to approach it.

The four of them drifted into this wood one day by mistake. Oh no! The wizards turned the boys into bubble-blowing dinosaurs, and dragged the girls off to a cave 100 floors under the earth.

Despite being in dinosaur form, the boys bravely forged their way into the caves in an attempt to rescue the girls. So how does the story end? That's for you to find out ....

Once you've chosen Bubble Bobble®, you will see the Main Menu, featuring these choices: START GAME, OPTIONS and QUIT GAME. Highlight your choice and press the START BUTTON.

START GAME: Begins a new game.

OPTIONS:

Credits: Choose between 3, 6, 9 12 and 15 credits

Tune: Sample the tunes in Bubble Bobble®!

Sound: Choose between mono and stereo.

Sound Effects: (SFX) Sample the sounds used in Bubble Bobble®!

Exit: Return to the Main Menu

QUIT GAME: Quits Bubble Bobble® and returns to the Game Select Screen.

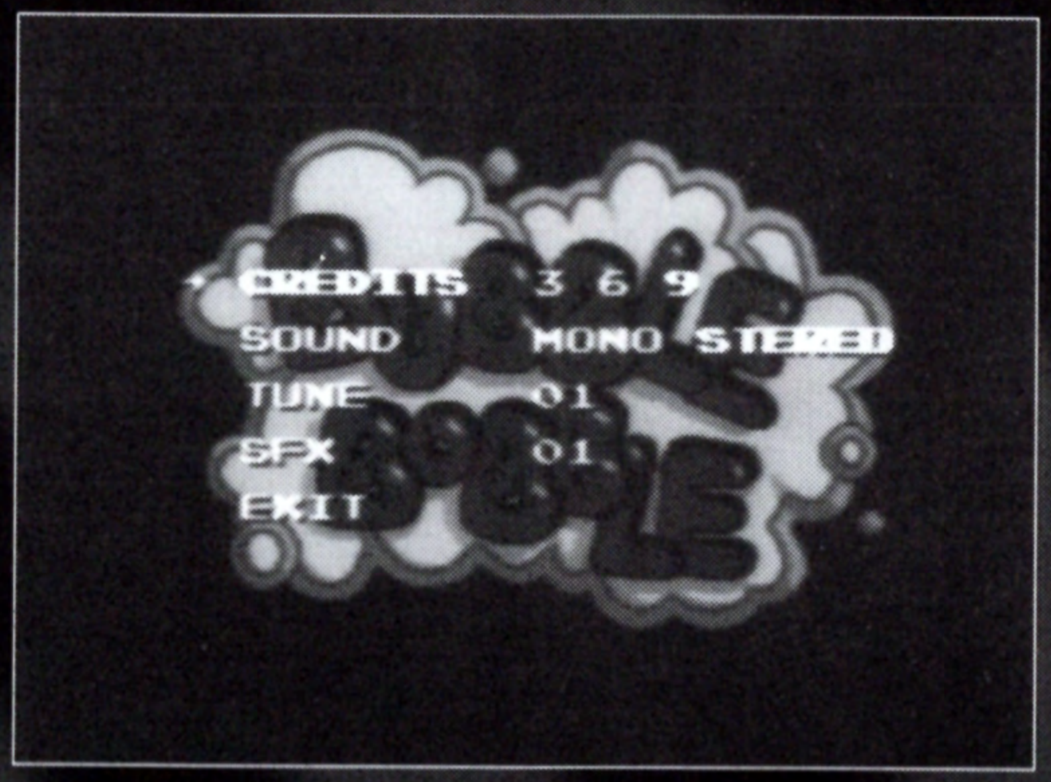

HOW TO PLAY BUBBLE BOBBLE®

You blow green or blue bubbles and trap the enemies inside them, then burst these with your horns or spines to kill the enemies. The object of the game is to clear all 100 rounds. As you progress, you will be pursued by an ever-increasing cast of troublemakers intent on destroying you. You need to be quick-witted and bold, with lightning reflexes. There are hidden levels, enemies and pick ups. Good luck!



Basic Controls

JUMP by pressing the **X** button. You can jump all over, from platform to platform. If you fall through the bottom of a level, you will reappear at the top, so be careful! You can also jump on bubbles.

FIRE A BUBBLE by pressing the ■ BUTTON. This will disable your enemies, and the bubble will change colors.

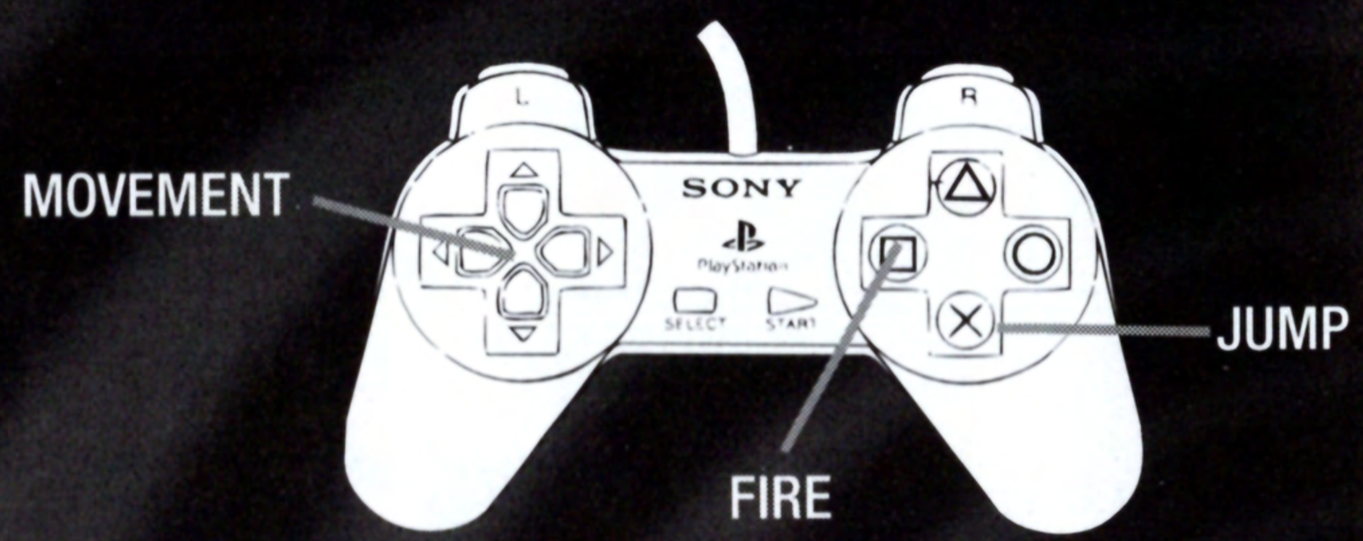

BURSTING BUBBLES

Basic techniques

In addition to the "horn burst" techniques, you can burst bubbles in the following ways:

1) **ART OF STAMPING**
   Burst a bubble containing an enemy with the pressure of your body.

2) **ART OF CRUSHING**
   Press a bubble against a wall and burst it.
   (You can also burst them between the heads of the two players.)

3) **CHARGING BURST**
A forceful way of bursting; you run forward and use your "power" to burst them.

4) **CHAIN BURST**
Bubbles which are stuck together can all burst in a chain reaction. This hi-tech move can be applied to kill many enemies at once.

5) **REVERSE MULTIPLE BURST**
Use your head gently to stop a flow of bubbles coming your way and gather as many as possible... then turn around suddenly, so that they all burst at once on your spines!

About Bubbles

Newly blown bubbles are green and blue. Those blown by the player are surrounded by a shiny orange aura until they are a certain distance away. While this aura is present, bubbles can trap enemies inside them. Also, while the aura is present, bubbles move without regard to the air currents inside the maze (see later); once it disappears they float along these air currents.

After awhile, the bubbles change color to yellow, then red, then flashing, and if left alone they burst naturally. The same applies to bubbles which are not blown by the player but enter from the outside world.

Unless you burst them quickly, bubbles containing enemies also burst by themselves. This makes the enemy inside get angry and speed up.

You need to destroy them quickly by enclosing them in another bubble.

Jump on top of bubbles

Normally, if you land on a bubble, the bubble will burst. However, if you press the **X** button just before landing on it, you can jump onto a bubble without bursting it--a secret "Bubble-riding" technique!

Those who find the timing difficult can keep the **X** Button held down while jumping! You should be able to jump quite easily. In some later levels there are places you cannot get past without using this technique.

Players can jump onto any type of bubble, not just the ordinary ones.

Apart from simply jumping onto bubbles, you should also press the **X** Button if you are about to land on a bubble you don't want to burst.

For example, if you are about to gather quite a few bubbles containing enemies (to burst them all together), it would be a shame to burst them individually. If you are on the point of bursting one, press the jump button and avoid doing so. Once you've got them all together, then burst them!

Bubbles containing fire / lightning / water

In some levels, bubbles containing fire, lightning and water emerge from the bottom (or the top, depending on the air currents), mixed in with ordinary bubbles. If the player bursts these, the element inside comes out, and it is possible to use this to kill enemies. The direction in which you burst the water and lightning bubbles is important, as doing so unleashes either a torrent of water which you can ride (destroying enemies) or a bolt of lightning in a particular direction. Experiment with these bubbles!

EXTEND BUBBLES

Sometimes bubbles with letters will emerge from the vents.

You can clear a round by bursting them all: the Extend Show will then appear, and the player gains an extra life.

Just touching these marks (bubbles) does not count as taking them -- you can only take them once you have burst them. When you take one, it joins the stock on the left-hand (or for 2P, the right-hand) side of the screen. Even if you clear a round, this stock is carried over into the next one, and even if you reach Game Over, it remains for as long as other players are playing. You can keep the marks if you use the "continue" feature, too. (When a player reaches the Extend level, all their marks are cleared away.)

If you take the flame necklace item (which looks like a red string of beads), 10 extend bubbles appear one after another in the next round.

Collecting power ups

There are literally hundreds of pick ups which have different point values. These can be food, toys--any kind of object!

Scoring

"ROUND CLEAR" RANKING

The "How far did you get this time?" and "Today's record is Round ..." displays which appear at the Game Over Screen are called the "Round Clear Displays."

This shows at a glance how far you got when burrowing through the underground world. Note that the rounds displayed for 1P and 2P -- also displayed in the demo games -- are the highest rounds achieved by 1P or 2P that day. If "Today's Record" is Round 32, there is a red line by the corresponding level.

Saving Games

Sorry, no save feature in this game. Even if you get to round 99 and then die, you have to start all over from the beginning. Life is tough, but this game is even tougher.

HOW TO PLAY RAINBOW ISLANDS™

The adventure continues on magical Rainbow Islands™. Here, you'll use rainbows to climb ever higher, and to fire stars at your enemies. As always, different objects have different powers and point values.

To play, select Rainbow Islands™ or Rainbow Islands Enhanced™ from the Main menu. You will see the Rainbow Islands™ title screen. Choose to play with 1 or 2 players, then off you go to the first adventure!

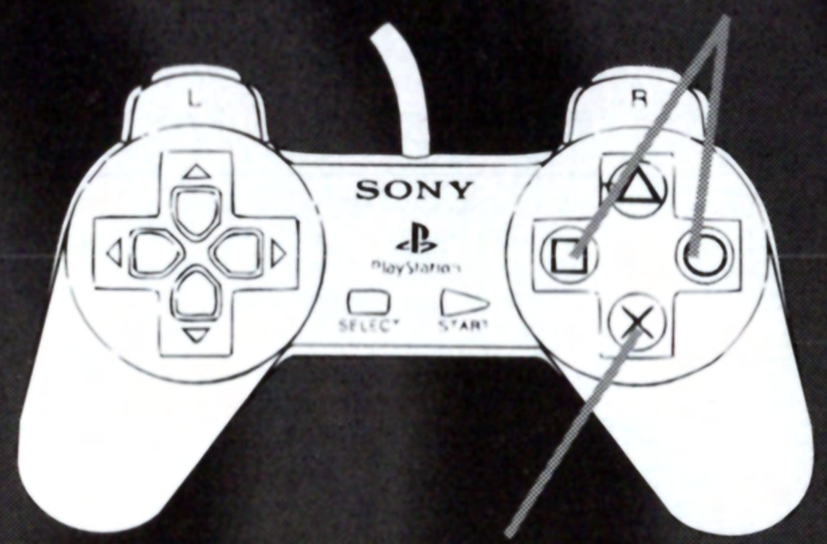

How to Play Rainbow Islands™

Rainbow Islands™ is devilishly simple: You must reach the top of the map you're on before the water rises and wipes you out! To do so, you've got to avoid or destroy angry enemies before they get you!

RAINBOWS

Rainbows are formed in the direction you are facing by pressing the ● or ■ BUTTONS. Rainbows can be walked (up) on to reach platforms and can be fired to trap or destroy enemies (there's a star at the end of each rainbow). Rainbows only last a short time, so don't dawdle on top of one. They will also disappear when you jump from them. You can fire as many rainbows as you like in a row. Be careful: enemies can walk on rainbows, too! And just touching an enemy is fatal!





To trap an enemy:

Fire a rainbow to enclose an enemy inside the rainbow's arc. That enemy will be trapped as long as the rainbow is intact.

To destroy an enemy:

Fire a rainbow at an enemy to strike it with the star at the end. This will transform the enemy into a valuable object which you can walk over to get points!

To capture/release pick ups:

You can fire a rainbow at a pick up to collect it. Sometimes, objects will be trapped within a rainbow. You either fall through the rainbow to collect them or fire another rainbow at the pick ups. You can also collect pick ups by walking over them.

BOSSES

At the end of each island level is a tough, grouchy boss whom you must destroy to go on. The boss has a meter at the top of the screen showing health. The more you strike the boss, the lower the meter gets, until the boss is defeated. You'll have to figure out the pattern the boss follows in order to triumph!

Scoring

Earn extra points by touching the stars found in mid-air.

Continuing

To continue (if you have any credits left), press the **X** BUTTON when you see the Game Over Screen.



That's all we'll say about it-- and seven islands packed with plenty of different puzzles should give you plenty to talk about!

NOTES

NOTES

NOTES

ACCLAIM® LIMITED WARRANTY

ACCLAIM warrants to the original purchaser only of this ACCLAIM software product that the medium on which this software program is recorded is free from defects in materials and workmanship for a period of ninety (90) days from the date of purchase. This ACCLAIM software program is sold "as is," without express or implied warranty of any kind, and ACCLAIM is not liable for any losses or damages of any kind resulting from use of this program. ACCLAIM agrees for a period of ninety (90) days to either repair or replace, at its option, free of charge, any ACCLAIM software product, postage paid, with proof of date of purchase, at its Factory Service Center. Replacement of the software product, free of charge to the original purchaser (except for the cost of returning the software product) is the full extent of our liability.

This warranty is not applicable to normal wear and tear. This warranty shall not be applicable and shall be void if the defect in the ACCLAIM software product has arisen through abuse, unreasonable use, mistreatment or neglect. THIS WARRANTY IS IN LIEU OF ALL OTHER WARRANTIES AND NO OTHER REPRESENTATIONS OR CLAIMS OF ANY NATURE SHALL BE BINDING ON OR OBLIGATE ACCLAIM. ANY IMPLIED WARRANTIES APPLICABLE TO THIS SOFTWARE PRODUCT, INCLUDING WARRANTIES OF MERCHANTABILITY AND FITNESS FOR A PARTICULAR PURPOSE, ARE LIMITED TO THE NINETY (90) DAY PERIOD DESCRIBED ABOVE. IN NO EVENT WILL ACCLAIM BE LIABLE FOR ANY SPECIAL, INCIDENTAL, OR CONSEQUENTIAL DAMAGES RESULTING FROM POSSESSION, USE OR MALFUNCTION OF THIS ACCLAIM SOFTWARE PRODUCT.

Some states do not allow limitations as to how long an implied warranty lasts and/or exclusions or limitations of incidental or consequential damages so the above limitations and/or exclusions of liability may not apply to you. This warranty gives you specific rights, and you may also have other rights which vary from state to state.

This warranty shall not be applicable to the extent that any provision of this warranty is prohibited by any federal, state or municipal law which cannot be pre-empted.

Repairs/Service after Expiration of Warranty- If your software product requires repair after expiration of the 90-day Limited Warranty Period, you may contact the Consumer Service Department at the number listed below. You will be advised of the estimated cost of repair and the shipping instructions.

Acclaim Hotline/Consumer Service Department (516) 759-7800

BUBBLE BOBBLE® IS A REGISTERED TRADEMARK OF TAITO CORPORATION. ©TAITO CORPORATION 1986/1996. ALL RIGHTS RESERVED. RAINBOW ISLANDS™ IS A TRADEMARK OF TAITO CORPORATION. © TAITO CORPORATION 1987/1996. ALL RIGHTS RESERVED. TAITO is a registered trademark of TAITO CORPORATION. TAITO is a registered trademark of TAITO CORPORATION. Developed by Probe Entertainment Ltd. BUST-A-MOVE 2™ is a trademark of TAITO CORPORATION. © TAITO CORPORATION 1996. All rights reserved. Acclaim is a division of Acclaim Entertainment, Inc. ® and © 1996 Acclaim Entertainment, Inc. All Rights Reserved. Marketed by Acclaim. Distributed by Acclaim Distribution, Inc., One Acclaim Plaza, Glen Cove, NY 11542-2777.

Look For

BUST-A-MOVE 2™ ARCADE EDITION

TAITO®

Two player action! Match 'em, stack 'em and pop 'em!



Who's a better buster ♂ or ♀?

Brain busting challenges on every board!

KIDS TO ADULTS

CONTENT RATED BY ESRB

PlayStation™

BUBBLE BOBBLE™ IS A REGISTERED TRADEMARK OF TAITO CORPORATION. ©TAITO CORPORATION 1986/1996. ALL RIGHTS RESERVED. RAINBOW ISLANDS™ IS A TRADEMARK OF TAITO CORPORATION. © TAITO CORPORATION 1987/1996. ALL RIGHTS RESERVED. TAITO is a registered trademark of TAITO CORPORATION. Developed by Probe Entertainment Limited. TAITO is a registered trademark of TAITO CORPORATION. BUST-A-MOVE 2™ is a trademark of TAITO CORPORATION. © TAITO CORPORATION 1996. All rights reserved. Acclaim is a division of Acclaim Entertainment, Inc. ® and © 1996 Acclaim Entertainment, Inc. All Rights Reserved. Marketed by Acclaim. Distributed by Acclaim Distribution, Inc. One Acclaim Plaza, Glen Cove, NY 11542-2777.

Licensed by Sony Computer Entertainment America for use with the PlayStation game console. PlayStation and the PlayStation Logos are trademarks of Sony Computer Entertainment Inc. The rating icon is a trademark of the Interactive Digital Software Association. Manufactured and printed in the U.S.A. THIS SOFTWARE IS COMPATIBLE WITH PLAYSTATION GAME CONSOLES WITH THE NTSC U/C DESIGNATION. U.S. AND FOREIGN PATENTS PENDING.

Acclaim® entertainment, inc.