

2KSPORTS
COLLEGE
HOOPS  **2K8**



EVERYONE
E
CONTENT RATED BY
ESRB



⚠ WARNING: PHOTSENSITIVITY/EPILEPSY/SEIZURES

READ BEFORE USING YOUR PLAYSTATION®2 COMPUTER ENTERTAINMENT SYSTEM.

A very small percentage of individuals may experience epileptic seizures or blackouts when exposed to certain light patterns or flashing lights. Exposure to certain patterns or backgrounds on a television screen or when playing video games may trigger epileptic seizures or blackouts in these individuals. These conditions may trigger previously undetected epileptic symptoms or seizures in persons who have no history of prior seizures or epilepsy. If you, or anyone in your family, has an epileptic condition or has had seizures of any kind, consult your physician before playing. IMMEDIATELY DISCONTINUE use and consult your physician before resuming gameplay if you or your child experience any of the following health problems or symptoms:

- dizziness
- altered vision
- eye or muscle twitches
- loss of awareness
- disorientation
- seizures
- any involuntary movement or convulsion

RESUME GAMEPLAY ONLY ON APPROVAL OF YOUR PHYSICIAN.

Use and handling of video games to reduce the likelihood of a seizure

- Use in a well-lit area and keep as far away as possible from the television screen.
 - Avoid large screen televisions. Use the smallest television screen available.
 - Avoid prolonged use of the PlayStation 2 system.
Take a 15-minute break during each hour of play.
 - Avoid playing when you are tired or need sleep.
-

Stop using the system immediately if you experience any of the following symptoms: light-headedness, nausea, or a sensation similar to motion sickness; discomfort or pain in the eyes, ears, hands, arms, or any other part of the body. If the condition persists, consult a doctor.

WARNING TO OWNERS OF PROJECTION TELEVISIONS:

Do not connect your PlayStation 2 system to a projection TV without first consulting the user manual for your projection TV, unless it is of the LCD type. Otherwise, it may permanently damage your TV screen.

HANDLING YOUR PLAYSTATION 2 FORMAT DISC:

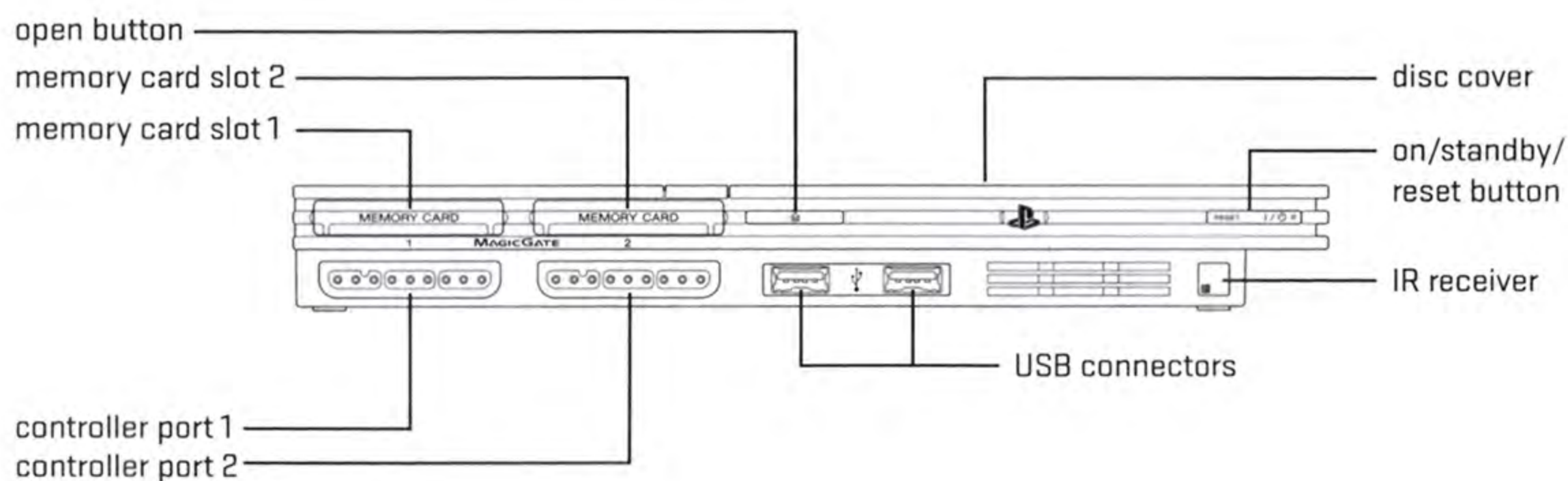
- This disc is intended for use only with PlayStation 2 consoles with the NTSC U/C designation.
- Do not bend it, crush it or submerge it in liquids.
- Do not leave it in direct sunlight or near a radiator or other source of heat.
- Be sure to take an occasional rest break during extended play.
- Keep this compact disc clean. Always hold the disc by the edges and keep it in its protective case when not in use. Clean the disc with a lint-free, soft, dry cloth, wiping in straight lines from center to outer edge. Never use solvents or abrasive cleaners.

TABLE OF CONTENTS

GETTING STARTED	2
CONTROLLER	3
GAME CONTROLS	4
MAIN MENU	6
GAME MODES	7
TIPS & TACTICS	8
PAUSE MENU	10
ONLINE	11
WARRANTY	16



GETTING STARTED



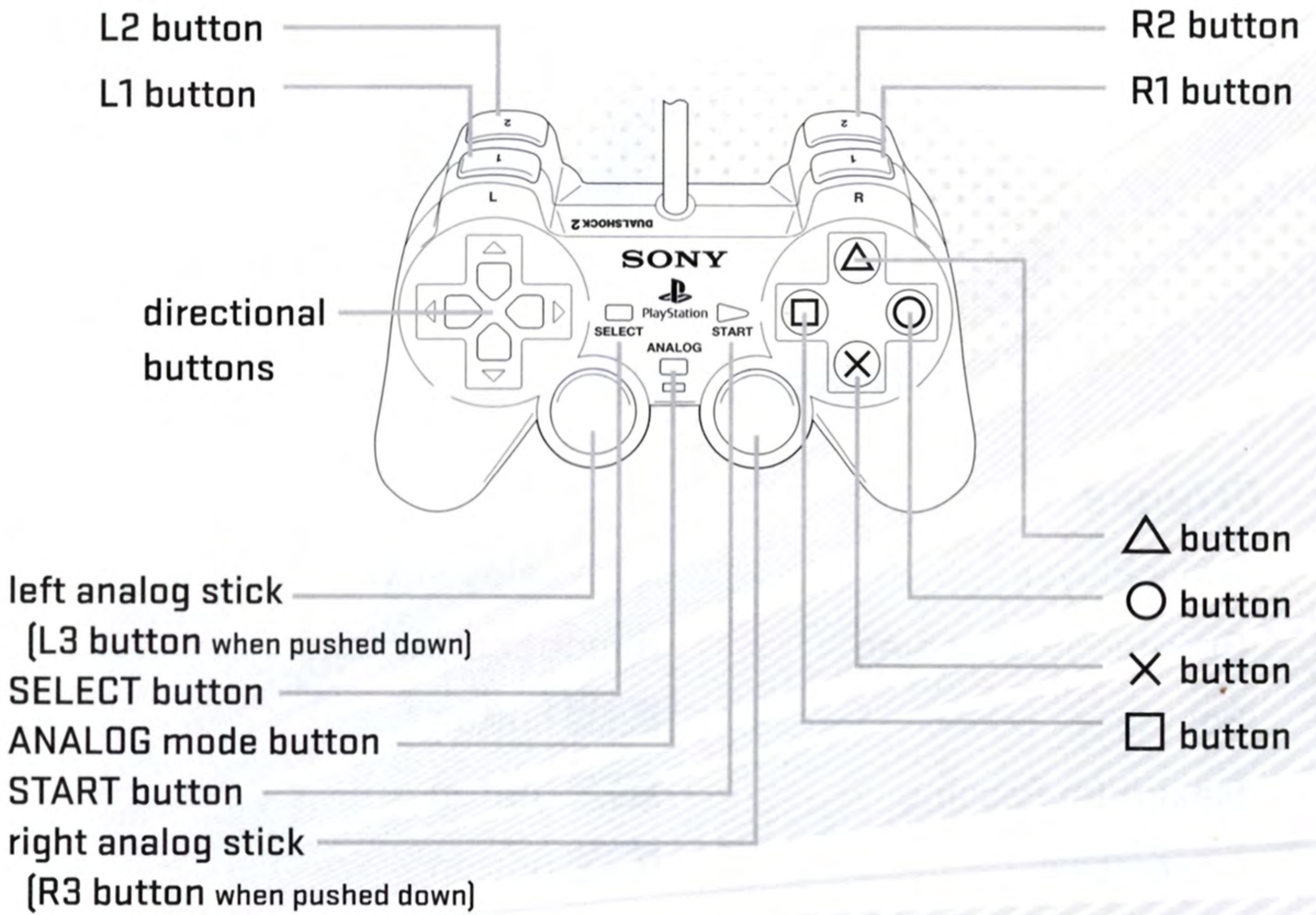
Set up your PlayStation[®]2 computer entertainment system according to the instructions supplied with your system. Check that the system is turned on (the on/standby indicator is green). Insert the College Hoops 2K8 disc in the system with the label side facing up. Attach game controllers and other peripherals as appropriate. Follow the on-screen instructions and refer to this manual for information on using the software.

Memory Card (8MB)(for PlayStation[®]2)

To save game settings and progress, insert a memory card (8MB) (for PlayStation[®]2) into MEMORY CARD slot 1 of your PlayStation[®]2 system. You can load saved game data from the same memory card or any memory card (8MB)(for PlayStation[®]2) containing previously saved games.

CONTROLLER

DUALSHOCK[®]2 ANALOG CONTROLLER CONFIGURATIONS



MENU CONTROLS

Navigate Menus	left analog stick
Select option	⊗ button



GAME CONTROLS

Offense

Move Player	left analog stick
On-The-Fly Coaching	Directional buttons
Postup	L1 button
Maximum Passing	L2 button
Aggressive	R1 button
Icon Passing	R2 button
Shoot	⊠ button
Lead Pass	⊙ button
Pass	⊗ button
Hopstep	⊲ button
Shot Stick	right analog stick
Dual Player Control	R3 button
Pause	START
Timeout	PAUSE

Defense

Move Player	left analog stick
On-The-Fly Coaching	Directional buttons
Defensive Stance	L1 button
Intentional Foul	L2 button
Sprint	R1 button
Icon Switch	R2 button
Double Team	□ button
Take Charge	○ button
Player Swap	⊗ button
Block	△ button
Strip & Rip	right analog stick
Pause	START

Dunks

If you get in closer to the basket, you can try for a dunk. If you hold **R1** and then use the Shot Stick, you will perform the following dunks using the right analog stick:

Up is a basic dunk
Left is a fancy dunk
Right is a power dunk
Down is a reverse dunk

Remember, not every player can perform every kind of dunk. In general, the big men down low can perform power dunks better than the smaller finesse players. As a general rule, players with a higher skill are more likely to execute the different kinds of dunks. If the player is not rated high enough when you try to perform a dunk, he will go for a layup instead.

MAIN MENU

Once the game loads, press START and select your Profile to reach the Main Menu.

Quick Game It's hoops time! Select your team and head on out to the court.

Game Modes College Hoops 2K8's game modes include Legacy, Pontiac Tournament, Coach Mode, Rivalry, and Practice.

Management From the management screen you can check out rosters, view Coach Profiles, work with Playbooks, Create Player, Create School, Edit School, or Reset the Roster.

Options Customize your College Hoops 2K8 experience from the options screen. Adjust the Gameplay, Rules, Coach settings, Presentation, Controller Setup, or Reset Options.

Load/Save Load and save your profile, rosters, VIP, and settings.

Extras From the Extras menu, you can visit the Campus Store, view your VIP profile, listen to 2K Beats, view User Profiles, learn About the Game, check out the Arena Music, and use the Sound Test.

Online How do your College Hoops 2K8 skills stack up? Find out online where you can play people from around the world online.

GAME MODES

Legacy

With Legacy mode you can create a new legacy or load an existing one. Can you lead a school through the season and into the National Tournament?

Pontiac Tournament

Create a new tournament and see who can make it to the final game. Do you have what it takes to lead your squad to the championship?

Coach Mode

This mode is based on your skills as a coach rather than your skills on the court. Are you the floor general that can lead your school to victory?

Rivalry

Do battle against your team's rival. Rivalries are some of the fiercest competition in College Hoops. Can your alma mater come out on top?

Practice

Practice your moves and hone your skills before you move onto the court for a real game.



TIPS & TACTICS

Ability Icons

One of the biggest keys to winning the game is knowing your own team. As you play through a season or tournament, you will get to know your players – their strengths and weaknesses. But what should you do when you are playing a quick game or starting up with a new team? That's where the ability icons come in.

Certain players will have icons inside their indicators. A player with a **shoe** in his indicator is a really fast player; look for them on the fast break. A player with a **'3'** above in his indicator is one of your sharp shooters, get them the ball beyond the arc and start hoisting up the treys. A **crosshair** above a player's head indicates that they are good jump shooters; if the defense gives him room, take advantage of it. The **star** symbol indicates a player with a high overall rating; when the game is on the line, put the ball in their hands and let them go to work. A **hand** icon indicates that the player has high defensive skills.

When you need a key defensive stop, put your top defender on their star and try to lock them down with your D. The **whistle** means the player is a "Coach on the Floor." He's one of the leaders, if not the leader, of your team. Keeping him on the floor is a key to keeping Team Unity high.

THE SHOT STICK

Jump Shots

When you are out on the perimeter, pull down on the right analog stick to begin your jump shot. Release the right analog stick at the top of your jump for the best shot.

Layups


When you attack the basket the Shot Stick can perform four different kinds of layups. Up on the right analog stick performs a basic layup; down on the right analog stick performs a reverse; left on the right analog stick performs a left-handed layup; right on the right analog stick performs a right-handed layup.

Free Throw Shooting

To shoot a free throw, pull the Shot Stick (right analog stick) back until you are ready, then release to shoot the ball. Accuracy depends on your shot release. Time your release by letting go of the Shot Stick at the top of the player's shooting motion.



PAUSE MENU

Access the Pause Menu to alter your game options or to take a quick break. Press START at any time in the game to access the Pause menu. Press the  button to select any option.

Resume

Head back to the action.

Replay

See your amazing dunk, behind the back pass, or steal again and again via the Replay system.

Coaching

The Coaching Menu allows you to customize your team's strategy.

Timeout

Call a timeout and regroup.

Options

Adjust the game options.

Quit

Exit the game.



ONLINE

Put your skills to the ultimate test by signing Online and challenging opponents all over the country! Note that you must have room on your memory card (8MB) for PlayStation®2 for Your Network Configuration File (94KB), your Online Account (28KB), as well as your Online Roster (172KB). Once you connect Online you'll be shown a menu with the following options:

Quick Match

This is the quickest way to find a game, and allows you to search for ranked matches based on the half length the game is set to. The **○** button will return you to the main Online menu. Once a match has been found, you will be brought to the Team Select (select your team, uniforms, etc.)


Custom Match

Choose this option to find ranked and unranked matches but with additional settings. Search for matches based on Half Length, player level, and multiplayer preferences. The **○** button will return you to the main Online menu. Once a match has been found, you will be brought to the Team Select screen, which functions the same as it does in Exhibition (select your team, then confirm your lineup, change game options, and arena).

Leaderboards

View the stats leaders of everyone Online! Use **L2** and **R2** to scroll the pages UP and DOWN, and press the **○** button to go back to the main Online menu.

Friends

Choose this option to view your friends list. Highlight any of your friends with UP or DOWN on the left analog stick, and press the  button to bring up a list of options for that friend. Options include inviting to a game, sending/receiving messages, and removing or blocking people on your friends list.

NOTE: If you experience difficulty joining an online game in College Hoops 2K8 and are using an Internet sharing device (e.g. broadband router or firewall) you may need to enable Port Forwarding (sometimes called Virtual Server) on the device. Please refer to the manual that came with your Internet sharing device for specific setup instructions. You will need to forward both UDP and TCP port to the IP address assigned to your PLAYSTATION[®]2 console. This may require changing your network settings from an "Automatic" IP address (DHCP) to a "Manual" IP address. College Hoops 2K8 includes a Network Configuration GUI for setting up and modifying these files. If you continue to experience difficulty joining online games, try bypassing your Internet sharing device by connecting your PLAYSTATION[®]2 console directly to your DSL or cable modem. In this case, you may need to reconfigure your Network Configuration before your PLAYSTATION[®]2 console will connect to the Internet.

LIMITED SOFTWARE WARRANTY AND LICENSE AGREEMENT

YOUR USE OF THIS SOFTWARE IS SUBJECT TO THIS LIMITED SOFTWARE WARRANTY AND LICENSE AGREEMENT (THE "AGREEMENT") AND THE TERMS SET FORTH BELOW. THE "SOFTWARE" INCLUDES ALL SOFTWARE INCLUDED WITH THIS AGREEMENT, THE ACCOMPANYING MANUAL(S), PACKAGING AND OTHER WRITTEN, ELECTRONIC OR ON-LINE MATERIALS OR DOCUMENTATION, AND ANY AND ALL COPIES OF SUCH SOFTWARE AND ITS MATERIALS. BY OPENING THE SOFTWARE, INSTALLING, AND/OR USING THE SOFTWARE AND ANY OTHER MATERIALS INCLUDED WITH THE SOFTWARE, YOU HEREBY ACCEPT THE TERMS OF THIS LICENSE WITH 2K SPORTS. ("LICENSOR").

LICENSE. Subject to this Agreement and its terms and conditions, LICENSOR hereby grants you the non-exclusive, non-transferable, limited right and license to use one copy of the Software for your personal use on a single console. The Software is being licensed to you and you hereby acknowledge that no title or ownership in the Software is being transferred or assigned and this Agreement should not be construed as a sale of any rights in the Software. All rights not specifically granted under this Agreement are reserved by LICENSOR and, as applicable, its licensors.

OWNERSHIP. LICENSOR retains all right, title and interest to this Software, including, but not limited to, all copyrights, trademarks, trade secrets, trade names, proprietary rights, patents, titles, computer codes, audiovisual effects, themes, characters, character names, stories, dialog, settings, artwork, sounds effects, musical works, and moral rights. The Software is protected by United States copyright law and applicable copyright laws and treaties throughout the world. The Software may not be copied, reproduced or distributed in any manner or medium, in whole or in part, without prior written consent from LICENSOR. Any persons copying, reproducing or distributing all or any portion of the Software in any manner or medium, will be willfully violating the copyright laws and may be subject to civil and criminal penalties. Be advised that Copyright violations are subject to penalties of up to \$100,000 per violation. The Software contains certain licensed materials and LICENSOR's licensors may protect their rights in the event of any violation of this Agreement.

LICENSE CONDITIONS

You agree not to:

- (a) Commercially exploit the Software;
- (b) Distribute, lease, license, sell, rent or otherwise transfer or assign this Software, or any copies of this Software, without the express prior written consent of LICENSOR;
- (c) Make copies of the Software or any part thereof;
- (d) Except as otherwise specifically provided by the Software or this Agreement, use or install the Software (or permit others to do same) on a network, for on-line use, or on more than one console at the same time;
- (e) Copy the Software onto a hard drive or other storage device and must run the Software from the included CD-ROM (although the Software may automatically copy a portion of itself onto your console during installation in order to run more efficiently);
- (f) use or copy the Software at a computer gaming center or any other location-based site; provided, that LICENSOR may offer you a separate site license agreement to make the Software available for commercial use;
- (g) Reverse engineer, decompile, disassemble or otherwise modify the Software, in whole or in part;
- (h) Remove or modify any proprietary notices or labels contained on or within the Software; and
- (i) transport, export or re-export (directly or indirectly) into any country forbidden to receive such Software by any U.S. export laws or accompanying regulations or otherwise violate such laws or regulations, that may be amended from time to time.

THE SOFTWARE UTILITIES.

The Software may contain a level editor or other similar type tools, assets and other materials (the "Software Utilities") that permit you to construct or customize new game levels and other related game materials for personal use in connection with the Software ("Customized Game Materials"). In the event the Software contains such Software Utilities, the use of the Software Utilities is subject to the following additional terms, conditions and restrictions:

- (a) All Customized Game Materials created by you are exclusively owned by LICENSOR and/or its licensors (as the case may be) and you hereby transfer, assign and convey to LICENSOR all right, title and interest in and to the Customized Game Materials and LICENSOR and its permitted licensors may use any Customized Game Materials made publicly available to you for any purpose whatsoever, including but not limited to for purposes of advertising and promoting the Software;
- (b) You will not use or permit third parties to use the Software Utilities and the Customized Game Materials created by you for any commercial purposes, including but not limited to distributing, leasing, licensing, renting, selling, or otherwise exploiting, transferring or assigning the ownership of such Customized Game Materials;
- (c) Customized Game Materials must be distributed solely for free; provided, that you may contact LICENSOR for a license to commercially exploit the Customized Game Materials which LICENSOR may grant or deny in its sole discretion;
- (d) Customized Game Materials shall not contain modifications to any other executable files;
- (e) Customized Game Materials must be used alone and can be created if the Customized Game Materials will be used exclusively in combination with the commercially released retail version of the Software.
- (f) Customized Game Materials cannot contain libelous, defamatory or other illegal material, material that is scandalous or invades the rights of privacy or publicity of any third party, or contain any trademarks, copyright-protected work or other property of third parties (without a valid license); and
- (g) All Customized Game Materials must contain the proper credits to the authors of the Customized Game Materials and must indicate that LICENSOR is not the author of the Customized Game Materials with additional language that "THIS MATERIAL IS NOT MADE, GUARANTEED OR SUPPORTED BY THE PUBLISHER OF THE SOFTWARE OR ITS AFFILIATES."

LIMITED WARRANTY: LICENSOR warrants to you (if you are the initial and original purchaser of the Software) that the original storage medium holding the Software is free from defects in material and workmanship under normal use and service for 90 days from the date of purchase. If for any reason you find a defect in the storage medium during the warranty period, LICENSOR agrees to replace, free of charge, any Software discovered to be defective within the warranty period as long as the Software is currently being manufactured by LICENSOR. If the Software is no longer available, LICENSOR retains the right to substitute a similar program of equal or greater value. This warranty is limited to the storage medium containing the Software as originally provided by LICENSOR and is not applicable to normal wear and tear. This warranty shall not be applicable and shall be void if the defect has arisen through abuse, mistreatment, or neglect. Any implied warranties prescribed by statute are expressly limited to the 90-day period described above. Except as set forth above, this warranty is in lieu of all other warranties, whether oral or written, express or implied, including any other warranty of merchantability, fitness for a particular purpose or non-infringement, and no other representations or warranties of any kind shall be binding on LICENSOR. When returning the Software subject to the limited warranty above, please send the original Software only to the LICENSOR address specified below and include: your name and return address; a photocopy of your dated sales receipt; and a brief note describing the defect and the system on which you are running the Software.

IN NO EVENT WILL LICENSOR BE LIABLE FOR SPECIAL, INCIDENTAL OR CONSEQUENTIAL DAMAGES RESULTING FROM POSSESSION, USE OR MALFUNCTION OF THE SOFTWARE, INCLUDING DAMAGES TO PROPERTY, LOSS OF GOODWILL, COMPUTER FAILURE OR MALFUNCTION AND, TO THE EXTENT PERMITTED BY LAW, DAMAGES FOR PERSONAL INJURIES, EVEN IF LICENSOR HAS BEEN ADVISED OF THE POSSIBILITY OF SUCH DAMAGES. LICENSOR'S LIABILITY SHALL NOT EXCEED THE ACTUAL PRICE PAID FOR USE OF THE SOFTWARE. SOME STATES/COUNTRIES DO NOT ALLOW LIMITATIONS ON HOW LONG AN IMPLIED WARRANTY LASTS AND/OR THE EXCLUSION OR LIMITATION OF INCIDENTAL OR CONSEQUENTIAL DAMAGES, SO THE ABOVE LIMITATIONS AND/OR EXCLUSION OR LIMITATION OF LIABILITY MAY NOT APPLY TO YOU. THIS WARRANTY GIVES YOU SPECIFIC LEGAL RIGHTS, AND YOU MAY HAVE OTHER RIGHTS THAT VARY FROM JURISDICTION TO JURISDICTION.

TERMINATION: This Agreement will terminate automatically if you fail to comply with its terms and conditions. In such event, you must destroy all copies of the Software and all of its component parts. You can also end this Agreement by destroying the Software and all copies and reproductions of the Software and deleting and permanently purging the Software from any client server or computer on which it has been installed.

U.S. GOVERNMENT RESTRICTED RIGHTS: The Software and documentation have been developed entirely at private expense and are provided as "Commercial Computer Software" or "restricted computer software." Use, duplication or disclosure by the U.S. Government or a U.S. Government subcontractor is subject to the restrictions set forth in subparagraph (c)(1)(ii) of the Rights in Technical Data and Computer Software clauses in DFARS 252.227-7013 or as set forth in subparagraph (c)(1) and (2) of the Commercial Computer Software Restricted Rights clauses at FAR 52.227-19, as applicable. The Contractor/ Manufacturer is the LICENSOR at the location listed below.

EQUITABLE REMEDIES: You hereby agree that if the terms of this Agreement are not specifically enforced, LICENSOR will be irreparably damaged, and therefore you agree that LICENSOR shall be entitled, without bond, other security, proof of damages, to appropriate equitable remedies with respect any of this Agreement, in addition to any other available remedies.

INDEMNITY: You agree to indemnify, defend and hold LICENSOR, its partners, licensors, affiliates, contractors, officers, directors, employees and agents harmless from all damages, losses and expenses arising directly or indirectly from your acts and omissions to act in using the Software pursuant to the terms of the Agreement.

MISCELLANEOUS: This Agreement represents the complete agreement concerning this license between the parties and supersedes all prior agreements and representations between them. It may be amended only by a writing executed by both parties. If any provision of this Agreement is held to be unenforceable for any reason, such provision shall be reformed only to the extent necessary to make it enforceable and the remaining provisions of this Agreement shall not be affected. This Agreement shall be construed under New York law as such law is applied to agreements between New York residents entered into and to be performed within New York, except as governed by federal law and you consent to the exclusive jurisdiction of the state and federal courts in New York, New York.

IF YOU HAVE ANY QUESTIONS CONCERNING THIS LICENSE, YOU MAY CONTACT IN WRITING
2K SPORTS, 10 HAMILTON LANDING, NOVATO, CA 94949.

OBTAINING TECHNICAL SUPPORT/SERVICE

To receive additional support, including troubleshooting assistance, please contact:

- web site <http://2Ksports.com/>
- e-mail customerservice@2Ksports.com
- telephone 1-415-507-7750

© 2007 Take-Two Interactive Software and its subsidiaries. All rights reserved. 2K Sports, the 2K Sports logo, and Take-Two Interactive Software are all trademarks and/or registered trademarks of Take-Two Interactive Software, Inc. The "Officially Licensed Collegiate Products" label is the exclusive property of The Collegiate Licensing Company. The "Collegiate Licensed Product" label is the property of the Independent Labeling Group. All names, logos, team icons, and mascots associated with the NCAA, universities, and conferences are the exclusive property of the respective institutions. NCAA, the NCAA logo, and NCAA Basketball are trademarks or registered trademarks of the National Collegiate Athletic Association. All rights reserved. ©2007 by STATS LLC. Any commercial use or distribution of the Licensed Materials without express written consent of STATS LLC is strictly prohibited. "PlayStation", "PLAYSTATION", and "PS" Family Logo are registered trademarks of Sony Computer Entertainment Inc. Online access requires broadband internet service and a wireless access point or LAN. Certain limitations apply to Wi-Fi connectivity. User responsible for internet service fees.

RSA BSAFE® SSL-C and Crypto-C software from RSA Security Inc. have been installed. RSA is a registered trademark of RSA Security Inc. BSAFE is a registered trademark of RSA Security Inc. in the United States and other countries. RSA Security Inc. All rights reserved.

This software uses "DNAS" (Dynamic Network Authentication System), a proprietary authentication system created by Sony Computer Entertainment Inc. to provide security and to help protect copyrighted content. The unauthorized transfer, exhibition, export, import or transmission of programs and devices circumventing its authentication scheme may be prohibited by law. For additional information, see www.us.playstation.com/DNAS.

For soundtrack, artist and label information please visit: www.2ksports.com/games/ch2K8/

BRING YOUR "A" GAME AGAINST THE ENTIRE 2K SPORTS LINEUP.



2K SPORTS



Visit www.esrb.org for updated rating information



PlayStation, *PLAYSTATION*, and *PS* Family logo are registered trademarks of Sony Computer Entertainment Inc. 37313-2